

Central Oregon Public Health Quarterly

Communicable Disease Update for Crook, Deschutes, and Jefferson Counties First Quarter Report, 2021

24/7 Communicable Disease reporting lines: : Crook County: 541-447-5165 : Deschutes County: 541-322-7418 : Jefferson County: 541-475-4456

2020 Communicable Diseases Year-in-Review

The table below summarizes 2020 case counts and estimated rates for select reportable communicable diseases with Central Oregon regional case counts of 5 or higher. Diseases are listed in order of prevalence in Central Oregon in 2019. Five-year rates and average annual case counts for 2015-2019 are also provided for comparison.

Communicable Disease Case Counts and Rates								
Reportable Disease or Condition	2020				2015-2019			
	Oregon		Central Oregon		Oregon		Central Oregon	
	Case count	Rate per 100,000 population	Case count	Rate per 100,000 population	Average annual case count	5-year rate per 100,000 population	Average annual case count	5-year rate per 100,000 population
Chlamydia	26,156	612.8	732	299.3	18,106.0	437.3	817.8	357.4
Hepatitis C (chronic)	3,682	86.3	207	84.6	5,699.4	137.6	288.6	126.1
Gonorrhea	6,398	149.9	182	74.4	4,938.2	119.3	107.0	46.8
Campylobacteriosis	832	19.5	84	34.3	990.6	23.9	89.6	39.2
E. coli (STEC)	204	4.8	39	15.9	261.6	6.3	27.6	12.1
Giardiasis	250	5.9	30	12.3	328.0	7.9	27.4	12.0
Salmonella (non-typhoidal)	462	10.8	30	12.3	501.6	12.1	29.6	12.9
Pertussis	165	3.9	25	10.2	391.8	9.5	27.8	12.1
CRE	168	3.9	17	7.0	141.4	3.4	12.4	5.4
Early Syphilis	931	21.8	14	5.7	652.4	15.8	8.2	3.6
E. coli (ETEC)	31	0.7	13	5.3	<i>Newly Reportable in 2018</i>			
Cryptococcus	39	0.9	9	3.7	64.4	1.6	8.6	3.8
Cryptosporidiosis	92	2.2	7	2.9	277.8	6.7	15.2	6.6
Hepatitis B (chronic)	295	6.9	7	2.9	440.0	10.6	8.4	3.7
Legionellosis	65	1.5	6	2.5	51.0	1.2	2.2	1.0
Shigellosis	192	4.5	6	2.5	158.2	3.8	6.6	2.9

Case counts include both confirmed and presumptive cases. Case counts are preliminary as of February 1, 2020. 2020 rates calculated using 2020 mid-year population estimates from the Population Research Center at Portland State University. 2015-2019 rates calculated using American Community Survey population estimates.

Note: E. coli is the abbreviation for Escherichia coli bacteria. STEC is the abbreviation for Shiga-toxin producing E. coli and ETEC is the abbreviation for Enterotoxigenic E. coli. CRE is the abbreviation for Carbapenem-resistant Enterobacteriaceae.

Central Oregon Year-in-Review Highlights

- In 2020, nearly a quarter of all statewide Cryptococcus cases occurred in Central Oregon.
- Chlamydia rates in Central Oregon are decreased 16% compared to the 2015-2019 5-year rates, while gonorrhea rates increased 59%. The state's chlamydia rate is still twice that of Central Oregon and Central Oregon's gonorrhea rate is over twice the state's rate.
- Campylobacteriosis is the fourth most common reportable disease in Central Oregon. The rate in Central Oregon (34.3 cases per 100,000) is decreased from 2019 (47.0 cases per 100,000), and the Central Oregon rate was decreased from the Central Oregon 5-year rate (39.2 cases per 100,000). The Central Oregon rate was 75% more than the Oregon rate (19.5 cases per 100,000). **Please refer to the back of this page for more information on Campylobacteriosis.**
- In Central Oregon, the CRE rate in 2020 (7.0 cases per 100,000) was more than double the Central Oregon rate in 2019 (2.9 cases per 100,000) and increased compared to the Central Oregon 5-year rate (5.4 cases per 100,000).

Notable Disease Differences by County - 2020

Yersiniosis is higher in Crook County than in Deschutes and Jefferson County and hepatitis C (chronic) is higher in Jefferson County than in Crook and Deschutes County (see graphs to the right). Crook County's yersiniosis rate remained the same between 2019 and 2020, while Deschutes County increased over 10 times and Jefferson County was half the rate as in 2019. Chronic hepatitis C in Crook and Jefferson County decreased between 2019 and 2020, while rates in Deschutes County increased.

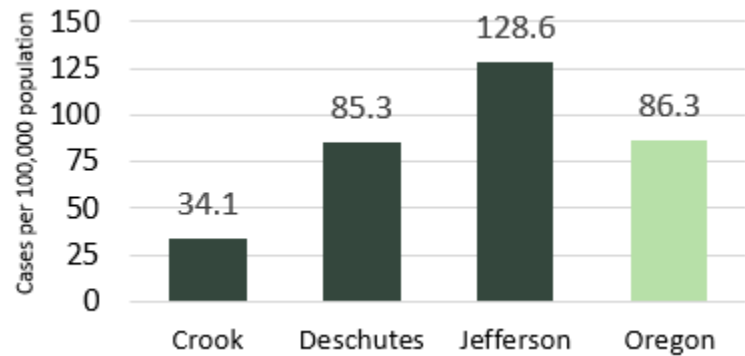
Other notable differences between Central Oregon counties were seen for gonorrhea and vibriosis. The rate of gonorrhea in Jefferson County (195.0 cases per 100,000) is more than three times the rate in Deschutes County (57.4 cases per 100,000) and over double the rate in Crook County (93.9 cases per 100,000).

The rate of campylobacteriosis in Crook County (55.5 cases per 100,000) is 67% higher than Deschutes County and 62% higher than Jefferson County. Rates decreased in Deschutes and Jefferson between 2019 and 2020, but Crook County rates remained the same.

Yersiniosis rates in Central Oregon and Oregon, 2020



Heptatis C rates in Central Oregon and Oregon, 2020

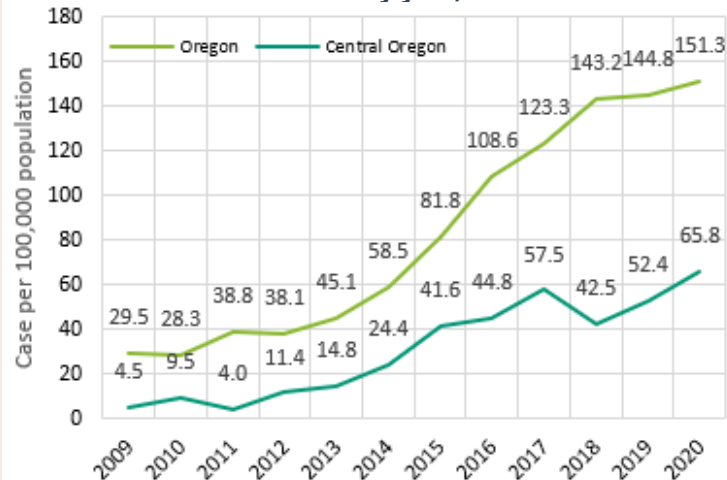


Disease Spotlight: Gonorrhea

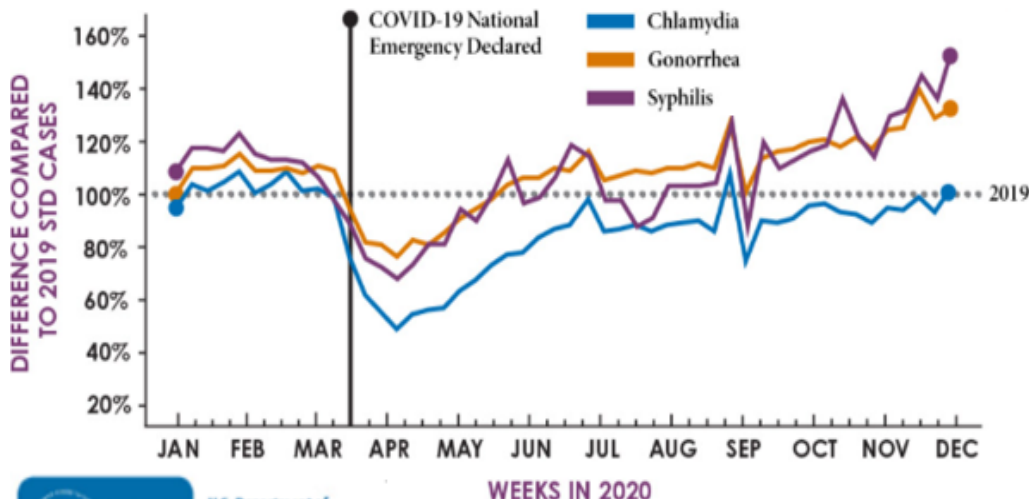
Gonorrhea is a sexually transmitted disease (STD) that infects both men and women. It can cause infections in the genitals, rectum, and throat. It is a very common infection, disproportionately affects young people ages 15-24 years. Most women and some men may not present with symptoms. It is a curable disease but, if left untreated, it can cause serious complications.

Gonorrhea rates in Central Oregon and the state have been steadily increasing since 2009, except the decrease in Central Oregon rate observed in 2018. Since 2009, the Central Oregon rate has been below the Oregon rate.

Gonorrhea rates by year, 2009-2020



Weekly Reported U.S. STD Cases, 2020 vs. 2019



Gonorrhea is spread through vaginal, anal, or oral sex with someone who is infected. Pregnant women can also pass on the infection to their baby during childbirth.

The line chart shows weekly reported STD cases in 2020 compared to 2019.

After COVID-19 stay-at-home orders in spring of 2020, gonorrhea cases dropped to 71% of 2019 levels. On the last reported week in early December of 2020, cases were 135% of 2019 levels.