

BIDDING DOCUMENTS

PROJECT: PAVING OF WARD RD AND LOCAL STREETS

PROJECT #: W66084

BID OPENING: JULY 10, 2019, 1:00 PM

COMPLETION DATE: OCTOBER 11, 2019

CONTRACTING AGENCY:



**ROAD
DEPARTMENT**

**61150 SE 27TH STREET
BEND, OREGON 97702
PHONE: (541) 388-6581
FAX: (541) 388-2719
WEB: www.deschutes.org/road**



**ROAD
DEPARTMENT**

**BIDDING DOCUMENTS
PAVING OF WARD RD AND LOCAL STREETS**

TABLE OF CONTENTS

INVITATION TO BID.....	A1
INFORMATION FOR BIDDERS.....	A2
BID PROPOSAL FORM.....	B1
SCHEDULE OF BID ITEMS.....	B3
SUBCONTRACTOR DISCLOSURE FORM.....	B4
BID GUARANTY FORM.....	B5
CONTRACT AGREEMENT FORM (FOR INFORMATION ONLY).....	C1
PERFORMANCE BOND FORM (FOR INFORMATION ONLY).....	C3
PAYMENT BOND FORM (FOR INFORMATION ONLY).....	C5
SPECIAL PROVISIONS.....	SP1
PROJECT PLANS.....	P1

DESCRIPTION OF PARTS OF BIDDING DOCUMENTS WHICH ARE NOT BOUND HEREIN:

OREGON STANDARD SPECIFICATIONS FOR CONSTRUCTION, 2018

The Specification that is applicable to the Work on this Project is the 2018 edition of the "Oregon Standard Specifications for Construction". All number references in these Special Provisions shall be understood to refer to the Sections and subsections of the Standard Specifications bearing like numbers and to Sections and subsections contained in these Special Provisions in their entirety.

**DESCHUTES COUNTY, OREGON
ROAD DEPARTMENT
INVITATION TO BID
PAVING OF WARD RD AND LOCAL STREETS**

Sealed bids will be received at the Deschutes County Road Department, 61150 SE 27th Street, Bend, Oregon 97702, until but not after **1:00 p.m. on July 10, 2019**, at which time and place all bids for the above-entitled public works project will be publicly opened and read aloud.

The Class of Work of this Project is Asphalt Concrete Paving and Oiling. The value for this Contract is estimated to be between \$500,000 and \$1,000,000. The Work will consist of, but not be limited to, the following:

- Install and maintain temporary traffic control.
- Perform Full Depth Reclamation of existing ACP and base material on Ward Rd
- Perform cold-plane pavement removal.
- Construct asphalt concrete pavement.
- Place aggregate shoulders.
- Perform additional and incidental work as called for by the specifications and plans.

Specifications and other bid documents may be inspected and obtained from the Deschutes County Bids and RFPs website at <http://www.deschutes.org/rfps>. Inquiries pertaining to these specifications shall be directed to Cody Smith, County Engineer, in writing at Cody.Smith@deschutes.org or the address above.

Bids shall be made on the forms furnished by the County, including a Bid Bond or Cashiers Check for the minimum amount of 10% of the Bid Price, addressed and mailed or delivered to Chris Doty, Department Director, 61150 SE 27th Street, Bend, Oregon 97702 in a sealed envelope plainly marked "BID FOR PAVING OF WARD RD AND LOCAL STREETS" and the name and address of the bidder.

Bidders must submit a Subcontractor Disclosure Statement. The subcontractor disclosure statement may be submitted in the sealed bid prior to 1:00 p.m. on July 10, 2019 or in a separate sealed envelope marked "SUBCONTRACTOR DISCLOSURE STATEMENT – PAVING OF WARD RD AND LOCAL STREETS" prior to 3:00 p.m. on July 10, 2019 at the above location.

Because the work called for under this contract is for a public works project subject to state prevailing rates of wage under ORS 279C.800 to 279C.870, the County will not receive or consider a bid unless the bid contains a statement by the bidder that the bidder will comply with ORS 279C.840. Each bid must contain a statement as to whether the bidder is a resident bidder, as defined in ORS 279A.120. Vendors shall use recyclable products to the maximum extent economically feasible in the performance of the contract work set forth in this document.

Bidders shall be prequalified with the State of Oregon for the Class of Work stated above in accordance with ORS 279C.430 through 279C.450 and Deschutes County Code 12.52.020. The successful bidders and subcontractors providing labor shall maintain a qualified drug testing program for the duration of the contract. Bidders shall be licensed with the Construction Contractor's Board. Contractors and subcontractors need not be licensed under ORS 468A.720.

Deschutes County may reject any bid not in compliance with all prescribed bidding procedures and requirements, and may reject for good cause any or all bids upon a finding of Deschutes County it is in the public interest to do so. The protest period for this procurement will be seven (7) calendar days.

CHRIS DOTY
Road Department Director

PUBLISHED:
DAILY JOURNAL OF COMMERCE: June 19, 2019
THE BEND BULLETIN: June 19, 2019

INFORMATION FOR BIDDERS

1. **General Description of Project.** A general description of the work to be performed is contained in the Invitation to Bid. The scope is indicated in the applicable parts of these Contract documents.
2. **Contract Documents.** The Contract documents under which it is proposed to execute the work consist of the material bound herewith. These Contract documents are intended to be mutually complementary and to provide all details reasonably required for the execution of the proposed work.

Any person contemplating the submission of a proposal and being in doubt as to the meaning or intent of said contract document shall at once notify, in writing, the Road Department Director of Deschutes County, Oregon. Any interpretation of change will be mailed or delivered to each person receiving a set of documents.

3. **Form of Proposals.** All proposals must be submitted on the forms furnished. Subcontractor disclosure form may be submitted with the bid or in a separate envelope.
4. **Substitutions.** Materials and/or products called for in the specifications are named in order to establish a standard of quality design. Manufacturers or suppliers of products similar to those specified may submit bids on the work providing requests for approval of substitution materials are made at least seven (7) calendar days prior to the bid opening. Adequate information on which to base approval or disapproval must be furnished to the Road Department Director or his representative and the Road Department Director shall be the sole judge of any request. When the Road Department Director approves a substitution, it is with the understanding that the Contractor guarantees the substituted article or materials to be equal or better than the specified.
5. **Preparation of Proposals.** All blank spaces in the proposal form must be filled in, in ink, or typed, in both words and figures where required. No changes shall be made in phraseology of the forms. Written amount shall govern in cases of discrepancy between the amount stated in writing and amount stated in figures.

Any proposal shall be deemed informal which contains omissions, erasures, alterations, or additions of any kind, or prices uncalled for, or which, in any manner shall fail to conform to the conditions of the published invitation to bidders.

The bidder shall sign his proposal in the blank space provided therefore. Proposals made by corporations or partnerships shall contain names and addresses of the principal officers or partners therein. If a corporation makes a proposal, it must be signed by one of the principal officers thereof, and the corporate seal affixed.

If made by a partnership, it must be signed by one of the partners, clearly indicating that he is signing as a partner of the firm. In the case of a proposal

made by a joint venture, each of the joint venturers must sign the proposal in his personal capacity.

The wording of the proposal shall not be changed. Any additions, conditions, limitations or provisions inserted by the bidder will render the proposal irregular and may cause its rejection.

6. **Submission of Proposals.** All proposals must be submitted in the time and place and in the manner prescribed in the invitation to bid. Proposals must be made on the prescribed proposal forms furnished. Each proposal must be submitted in a sealed envelope, so marked as to indicate its contents without being opened. If the proposal is submitted by mail, the sealed envelope containing the bid must be enclosed in a separate envelope plainly addressed for mailing to conformance with instructions in the Invitation to Bid

A responsive bid proposal must include the following completed items:

- Bid Proposal Form
- Schedule of Bid Items
- Bid Guaranty Form

7. **Modification or Withdrawal of Proposal.** Any bidder may modify his bid by written or telegraphic communication at any time prior to the scheduled closing time for receipt of bids, provided such communication is received by the County prior to the closing time, and provided further that a written confirmation of a telegraphic modification over the signature of the bidder was mailed prior to the closing time. If written confirmation of a telegraphic communication is not received within at least two calendar days of the closing time, no consideration will be given to the modification. The written or telegraphic communication should not reveal the bid price, but should state the addition or subtraction or other modification so that the County will not know the final prices or terms until the sealed bid is opened.

Proposals may be withdrawn prior to the scheduled time for the opening of the proposals either by telegraphic or written request, or in person. No proposal may be withdrawn after the time scheduled for opening of proposals, unless the County has failed to comply with the time limits applicable to award of the Contract.

8. **Disclosure of First Tier Subcontractors.** Bidders must submit a subcontractor disclosure statement where the value, estimated by the contracting Agency exceeds \$100,000. The subcontractor disclosure statement may be submitted in the sealed bid prior to the bid closing OR it may be submitted in a separate sealed envelope marked "**SUBCONTRACTOR DISCLOSURE STATEMENT**" and the name of the project, within two (2) working hours after the bid closing. Bidder must submit a statement on the form provided in these contract documents identifying all first-tier subcontractors that will furnish labor or labor and materials and whose contract value is equal to or greater than:

- 5% of the total project bid, but at least \$15,000, or
- \$350,000 regardless of the percentage of the total project bid.

For each subcontractor listed, include:

- The name, address and telephone number of the subcontractor:
- The category of work that the subcontractor would be performing.

If no subcontracts subject to the above disclosure requirements are anticipated, a bidder is required to indicate “**NONE**” on the accompanying form.

To determine disclosure requirements, it is required that bidders disclose subcontract information for any subcontractor as follows:

- 1) Use the forms bound herewith for the required disclosure.

Notice – Bidder’s Requirements: Bidders are required to disclose information about certain first-tier subcontractors when the contract value estimated by the contracting Agency for a Public Improvement is greater than \$100,000 (see ORS 279C.370). Specifically, when the contract amount of a first-tier subcontractor furnishing labor or labor and materials would be greater than or equal to: (i) 5% of the project bid, but at least \$15,000, or (ii) \$350,000 regardless of the percentage, the bidder must disclose the following information about that subcontract either in its Bid submission or within two working hours after bid closing:

- (a) The subcontractor’s name, and
- (b) The category of work that the subcontractor would be performing.

- 2) If the bidder will not be using any subcontractors that are subject to the above disclosure requirements, the bidder is required to indicate “**NONE**” on the accompanying form.
- 3) Bidder shall submit the disclosure form required by OAR 137-049-0360 either in its bid submission or separately within two working hours after Bid Closing in the manner specified by the invitation to bid.
- 4) Compliance with the disclosure and submittal requirements of ORS 279C.370 and OAR 137-049-0360 is a matter of Responsiveness. Bids which are submitted by Bid Closing, but for which the disclosure submittal has not been made by the specified deadline, are not responsive and shall not be considered for Contract award.
- 5) County shall obtain, and make available for public inspection, the disclosure forms required by ORS 279C.370 and OAR 137-049-0360. County shall also provide copies of disclosure forms to the Bureau of Labor and Industries as required by ORS 279C.835. County is not required to determine the accuracy or completeness of the information provided on disclosure forms.
- 6) Substitution of affected first-tier subcontractors shall be made only in accordance with ORS 279C.585. County shall accept written submissions filed under the statute as public records. Aside from issues involving inadvertent clerical error under ORS 279.585(5), County does not have a statutory role or duty to review, approve, or resolve disputes

concerning such substitutions. See ORS 279C.590 regarding complaints to the Construction Contractors Board on improper substitution.

THE COUNTY MUST REJECT A BID IF THE BIDDER FAILS TO SUBMIT THE DISCLOSURE FORM WITH THIS INFORMATION BY THE STATED DEADLINE (see OAR 137-049-0360).

9. **Bid Security.** The Bid Bond or Cashier's Check will be for a minimum of ten per cent (10%) of the amount of the bid price. If a bidder bids more than one bid proposal, each proposal must be accompanied by separate bid security. The County reserves the right to retain the bid security of the three (3) lowest bidders until the successful bidder has signed and delivered the contract and furnished one hundred percent (100%) Performance and Payment Bonds.
10. **Conditions of Work.** Each bidder must inform himself of the conditions relating to the execution of the work, and make himself thoroughly familiar with all the Contract documents. Failure to do so will not relieve the successful bidder of his obligations to enter into a Contract and complete the contemplated work in strict accordance with the Contract documents. Each bidder must inform himself on all laws and statutes, both Federal and State, relative to the regular execution of the work, the employment of labor, protection of public health, access to the work and similar requirements.
11. **Award of Contract.** The award of the contract will be made by the County on the basis of the proposal which in its sole and absolute judgment will best serve the interest of the County.

County will issue a notice of intent to award contract. Any bidder may protest the notice of intent to award contract within seven (7) calendar days of the notice of intent to award contract.

The County reserves the right to accept or reject any or all proposals, and to waive any informalities and irregularities in said proposals.

12. **Payment and Retainage.** Payment for work performed will be made by the County as specified in the Special Provisions based upon the contract unit prices on the Bid Schedule.

Upon substantial completion of the contract, Contractor may request a partial release of retainage held by the County. The maximum amount of a request for a partial release retainage shall be the Contract amount less 150 percent of the estimated cost of the Contract yet to be performed through final completion. Upon final completion, Contractor may request release of the remaining retainage. Each request for the release of retainage shall be accompanied by the Consent of the contractor's surety.

13. **Performance Bond and Payment Bond.** The successful bidder shall file with the County, at the time of execution of the contract, a Performance Bond and a Payment Bond each of not less than the contract price on the forms furnished by the County. The Surety Company furnishing the required bonds shall have a sound financial standing and a record of service satisfactory to the County, and shall be authorized to do business in the

State of Oregon. In lieu of a Performance Bond, the contractor may file cash, a Certified or Cashier's Check made payable to Deschutes County, Oregon. This money, check or certificate will be held by the County conditioned on and subject to the same provisions as set forth in the attached Performance Bond. ORS 279C.380 allows no flexibility for a cash deposit in lieu of a Payment Bond.

County may request a copy of Contractor's surety bond(s). Contractor must supply County with copy of surety bond(s) within ten (10) calendar days from the date of the request.

14. **Required Public Works Bond.** Before starting work on this project the Contractor and every subcontractor to which Contractor is a party for the performance of work under this contract must have a public works bond filed with the Construction Contractors Board, 700 Summer St. NE, Suite 300, Salem, Oregon 97309-5052, before starting work on the project, unless exempt under section 2 (7) or (8) of 2005 Oregon Laws Chapter 360 ORS 279C.836(7) or (8). Every subcontract to which Contractor is a party for the performance of work under this contract shall contain a provision requiring the subcontractor to have a public works bond filed with the Construction Contractors Board before starting work on this project, unless exempt under ORS 279C.836 (7) or (8) section 2 (7) or (8) of 2005 Oregon Laws Chapter 360.
15. **Failure to Execute Contract.** Upon failure by the successful bidder to enter into the Contract and furnish the necessary bond within ten (10) calendar days from the date Notice of Award is made, the bid bond accompanying the bid shall be forfeited, the proceeds paid to the County, and the award withdrawn. The award may then be made to the next lowest responsible bidder, or all bids rejected and the work is re-advertised.
16. **Disclaimer of Responsibility.** Neither the County nor the Road Department Director will be responsible for oral interpretations. Should a bidder find discrepancies in, or omissions from the drawings, specifications, or other pre-bid documents, or be in doubt as to their meaning, he shall notify the County at least seven (7) calendar working days prior to the bid opening date. Any and all such interpretations, any supplemental instructions or approval of manufacturer's materials to be substituted will be made only in the form of written addenda to the specifications, which, if issued, will be hand delivered or sent by regular mail, email and fax to all prospective bidders receiving a set of such documents, not later than two (2) calendar days prior to the date fixed for the opening of bids. Failure of any bidder to receive any such addendum or interpretation shall not relieve such bidder from any obligation under his bid as submitted. All addenda so issued are to be covered in the bid for such addenda to become part of the Agreement.
17. **Permits and Licenses.** The successful bidder shall be required to have or obtain, at his expense, any and all permits and licenses required by Deschutes County, any City within the County, and the State of Oregon, pertaining to the service he proposes to furnish. Licensing shall include without limitation registration with Construction Contractors Board and in the case of professional engineers and architects proof of current licensing with the appropriate State licensing board.

18. **Minimum Requirements of Bid.** The following minimum requirements as to the form and manner of submitting bids must be strictly observed; variance from these requirements will result in rejection of the bid as unresponsive.
- a. Each Bid must be submitted on forms furnished by the County, and include a complete set of contract documents.
 - b. Each Bid must be signed by the bidder.
 - c. Bid security, in the required form and amount, must accompany each bid.
 - d. Each blank in the proposal must be filled in unless an alternative is provided. Each separate bid item must be bid on, unless the proposal form clearly indicates otherwise.
 - e. Each Bid must be submitted in a separate sealed envelope, marked to identify without opening, and in the hands of the Road Department Director at the time and place specified for bid opening.
 - f. A proposal containing modifications, deletions, exceptions or reservations which in any way conflict with or purport to alter any substantive provision contained in the bid documents, will not be considered.
 - g. A conditional bid will not be considered.
 - h. Any bid submitted without all of the pages of the bid documents, but with a sufficient number of the pages of the bid documents to allow the evaluation of the bid, shall be deemed to have been submitted with the missing pages for purposes of bid evaluation. The missing pages of the bid documents shall be deemed to be incorporated into bid by reference.
19. **Plans.** Plans are not to be taken or construed as being reproduced at precisely the indicated scale. Where the plans are photographic reductions of the original tracings, the approximate amount of reduction is indicated by a note on the plans.
20. **Specifications.** The specifications are the minimum acceptable specifications for the project for which proposals are sought. Any deviation from the specifications contained herein, shall render the bid non-responsive.
21. **Examination of Site and Conditions.** Bidders are required, prior to submission of bids, to carefully examine the site and the Plans and Specifications of the contemplated work. Errors and omissions in the Plans or Specifications shall be called to the attention of the Road Department Director prior to submission of bid so that addenda may be issued. Failure to do so on the part of the Contractor does not relieve him of responsibility for a correct and completely finished job. Only a written interpretation or correction by addendum shall be binding.

22. **Pre-Bid Inquiries.** Bidders with pre-bid inquiries shall contact Cody Smith, County Engineer, in writing at cody.smith@deschutes.org or 61150 SE 27th Street, Bend, Oregon 97702.
23. **Prequalification of Bidders.** Bidders shall be pre-qualified with the State of Oregon in accordance with ORS 279C.430 and Deschutes County Code 12.52.020. The prequalification class is as shown in the Invitation to Bid. This contract is subject to ORS 279C.800 to 279C.870. The successful bidders and subcontractors providing labor shall maintain a qualified drug-testing program for the duration of the contract. Bidders shall be licensed with the Construction Contractor's Board. Contractors and subcontractors need not be licensed under ORS 468.710.
24. **Contract Award.** Deschutes County reserves the right to postpone award of the contract for fourteen (14) calendar days from the date of the bid opening, or until a final decision is made on a protest, whichever is later.
25. **Bidder Statement.** Submission of a bid for the project shall constitute a statement by the bidder that the provisions of ORS 279C.840 are to be complied with.

BID PROPOSAL FORM
PAVING OF WARD RD AND LOCAL STREETS

BIDDER NAME

CCB#

ADDRESS

CITY

STATE

ZIP CODE

CONTACT NAME

CONTACT PHONE NUMBER

CONTACT EMAIL ADDRESS

The undersigned, hereinafter called the Bidder, declares that the only persons or parties interested in this Proposal are those named herein; that this Proposal is, in all respects, fair and without fraud; and it is made without collusion with any official of Deschutes County, Oregon, hereinafter called County; and that the Proposal is made without any connection or collusion with any person making another proposal on this contract.

The Bidder further declares that Bidder has carefully examined the contract documents; that Bidder is satisfied as to the quantities involved, including materials and equipment, and conditions of work involved; and that this proposal is made according to the provisions and under the terms of the contract documents, which documents are hereby made a part of this Proposal.

The Bidder agrees that all of the applicable provisions of Oregon law relating to public contracts (ORS Chapter 279) are, by this reference, incorporated in and made a part of this Proposal. Bidder hereby states that Bidder will comply with ORS 279C.840.

Bidder declares that (check appropriate box):

Bidder is a resident bidder of the State of Oregon.

Bidder is a nonresident bidder from the State of _____.

Bidder declares that Bidder is not in violation of any tax laws of the State of Oregon and Deschutes County, including but not limited to those programs listed in ORS 305.380(4),

The Bidder further agrees that if this Proposal is accepted, Bidder will, within ten (10) calendar days after notification of acceptance, execute the contract with the County in the form of contract annexed hereto; and will, at the time of execution of the contract, deliver to the County the Performance and Payment Bonds (See Section 13 Information for Bidders) required herein; and will, to the extent of this Proposal, furnish all materials necessary to complete the work in the manner, in the time, and according to the methods as specified in the contract documents and required by the Road Department Director.

Bidder certifies that it has a drug testing program in place for its employees, or warrants that a drug testing program will be in place prior to execution of this contract, that the drug testing program is in writing, that new employees must pass a drug screening, that existing employees may be tested for reasonable cause or when an employee is injured or involved in an accident resulting in property

damage. Bidder agrees that each subcontractor providing labor under this Contract shall maintain a qualifying drug testing program for the duration of the Contract.

The Bidder agrees to commence work upon the issuance of a "Notice to Proceed" by the County and fully complete the project according to the time schedule specially set forth in the contract documents.

Bidder further agrees to pay liquidated damages for failure to complete within the specified time.

It is agreed that if the Bidder is awarded the contract for the work herein proposed and shall fail or refuse to execute the contract and furnish the contract and furnish the specified Performance and Payment Bond within ten (10) calendar days after receipt of notification of acceptance of Bidder's proposal, then, in that event, the bid security deposited herewith according to the conditions of the Invitation to Bid and Information for Bidders shall be retained by the County as liquidated damages; and it is agreed that the said sum is a fair measure of the amount of damage the County will sustain in case the Bidder shall fail or refuse to enter into the contract for the said work and to furnish the Performance and Payment Bonds (See Section 13 Information for Bidders) as specified in the contract documents. Bid security in the form of a certified check shall be subject to the same requirements as a bond.

(IF SOLE PROPRIETOR OR PARTNERSHIP)

IN WITNESS HERETO, the undersigned has set hand this _____ day of _____, 2019.

SIGNATURE OF BIDDER

TITLE

(IF CORPORATION)

IN WITNESS WHEREOF, the undersigned corporation has caused this instrument to be executed and its seal affixed by its duly authorized officers this _____ day of _____, 2019.

NAME OF CORPORATION

By: _____

Title: _____

Attest: _____

(SCHEDULE OF BID ITEMS TO FOLLOW)

ITEM NO.	SPEC SECTION	ITEM	UNIT	QTY	UNIT PRICE	AMOUNT
<u>Part 00200 - Temporary Features and Appurtenances</u>						
001	00210	Mobilization	LS	1	\$ _____	\$ _____
002	00225	Temporary Work Zone Traffic Control, Complete	LS	1	\$ _____	\$ _____
003	00225	Portable Changeable Message Signs	Each	4	\$ _____	\$ _____
<u>Part 00300 - Roadwork</u>						
004	00310	Removal of Structures and Obstructions	LS	1	\$ _____	\$ _____
005	00310	Asphalt Paving Saw Cutting	LF	170	\$ _____	\$ _____
006	00320	Clearing and Grubbing	LS	1	\$ _____	\$ _____
007	00340	Watering	MGAL	70	\$ _____	\$ _____
<u>Part 00600 - Bases</u>						
008	00620	Cold Plane Pavement Removal, 0 - 2 In. Deep	SQYD	721	\$ _____	\$ _____
009	00620	Cold Plane Pavement Removal, 0 - 3 In. Deep	SQYD	309	\$ _____	\$ _____
010	00641	Aggregate Shoulders	Ton	412	\$ _____	\$ _____
011	00642	Full Depth Reclamation	SQYD	20459	\$ _____	\$ _____
<u>Part 00700 - Wearing Surfaces</u>						
012	00730	Emulsified Asphalt for Tack Coat	Ton	21	\$ _____	\$ _____
013	00744	Level 3, 1/2 Inch Dense ACP Mixture	Ton	7360	\$ _____	\$ _____
014	00749	Extra for Asphalt Approaches	Each	6	\$ _____	\$ _____

TOTAL BID: _____

FOR DESCHUTES COUNTY USE ONLY

ADD ____% FOR NON-RESIDENT BIDDER _____

TOTAL BID _____

The Bidder acknowledges receipt of the following Addenda: (insert addenda numbers)

No.____ No.____ No.____ No.____ No.____ No.____ No.____ No.____

FIRST-TIER SUBCONTRACTOR DISCLOSURE FORM

Project Name: PAVING OF WARD RD AND LOCAL STREETS

Bid #: W66082 Bid Closing Date: July 10, 2019 Time: 1:00 P.M.

Name of Bidding Contractor: _____

This form must be submitted at the location specified in the Invitation to Bid on the advertised bid closing date and within two working hours (3:00 p.m.) after the advertised bid closing time.

List below the name of each subcontractor that will be furnishing labor or materials and that is required to be disclosed, the category of work that the subcontractor will be performing and the dollar value of the subcontract. Enter "NONE" if there are no subcontractors that need to be disclosed. (ATTACH ADDITIONAL SHEETS IF NEEDED).

	NAME	DOLLAR VALUE	CATEGORY OF WORK
1)	_____	\$ _____	_____
2)	_____	\$ _____	_____
3)	_____	\$ _____	_____
4)	_____	\$ _____	_____
5)	_____	\$ _____	_____
6)	_____	\$ _____	_____
7)	_____	\$ _____	_____
8)	_____	\$ _____	_____

Failure to submit this form by the disclosure deadline will result in a non-responsive bid. A non-responsive bid will not be considered for award.

Form submitted by

Bidder name: _____

Contact name: _____ Phone number: _____

BID BOND

KNOW ALL MEN BY THESE PRESENTS, That _____

_____,
hereinafter called the Principal, and _____

_____,
a corporation duly organized under the laws of the State of _____,

having its principal place of business at _____
_____, in the State of _____,

and authorized to do business in the State of Oregon, as Surety, are held and firmly bound unto the
County of Deschutes, hereinafter called the Obligee, in the penal sum of _____
_____ DOLLARS (\$ _____),

for the payment of which, well and truly to be made, we bind ourselves, our heirs, executors,
administrators, successors and assigns, jointly and severally, firmly by these presents.

The condition of this Bond is that, whereas, the Principal is submitting a bid proposal for the Paving of
Ward DR and Local Streets project hereby made a part hereof;

NOW THEREFORE, if the said bid proposal submitted by the said principal be accepted, and the
contract be awarded to said Principal, and if the said Principal shall execute the proposed contract
and shall furnish the Performance and Payment Bond as required by the bidding and contract
documents with the time fixed by said documents, then this obligation shall be void, otherwise to
remain in full force and effect. Signed and sealed this _____ day of _____, 2019.

SURETY:

CONTRACTOR:

Name

Name

By: _____

By: _____

Title: _____

Title: _____

CONTRACT
FOR
PAVING OF WARD RD AND LOCAL STREETS

THIS CONTRACT is made and entered into, in duplicate, by and between DESCHUTES COUNTY, a political subdivision of the State of Oregon, hereinafter called "County" and _____, hereinafter called "Contractor."

WITNESSTH:

THAT the said Contractor, in consideration of the sums to be paid by the County in the manner and at the times herein provided, and in consideration of the other covenants and agreements herein contained, hereby agrees to perform and complete the work herein described and provided for, and to furnish all necessary things in accordance with the applicable contract documents, bound herewith, and in accordance with such alterations or modifications of the same as may be made by the County, and according to and within the meaning and purpose of this contract. This Agreement shall be binding upon the heirs, executors, administrators, successors and assigns of the Contractor.

THAT the Contract Documents, consisting of Invitation to Bid, Information for Bidders, Special Provisions, Schedule of Items, Award, Subcontractor Disclosure, Contract, Performance Bond, Payment Bond, Certificate of Insurance, Prevailing Wage Rates, Oregon Standard Specifications, Project Plans and Standard Drawings bound or referenced herewith are hereby specifically referred to and by this reference made a part hereof, and shall, by such reference have the same force and effect as though all of the same were fully written or inserted herein.

THAT the Contractor shall faithfully complete and perform all of the obligations of this Contract, and in particular, shall promptly, as due, make payment of all just debts, dues, demands and obligations incurred in the performance of said Contract; and shall not permit any lien or claim to be filed or prosecuted against the County, its agents or employees. It is expressly understood that this Contract in all things shall be governed by the laws of the State of Oregon, and the Ordinances of the County.

THAT in consideration of the faithful performance of all of the obligations, general and special, herein set out, and in consideration of the faithful performance of the work as set forth in the Contract Documents in accordance with the directions of the Road Department Director and to the Director's satisfaction, the County agrees to pay to the said Contractor the amount earned, as determined from the quantities of work performed, and taking into consideration any amounts that may be deductible and under the terms of the Contract, and to make such payments in the manner and at the times provided in the applicable provisions, and schedule of contract prices.

(SIGNATURE PAGE TO FOLLOW)

IN WITNESS WHEREOF, DESCHUTES COUNTY has caused this agreement to be signed in its name, by its Board of County Commissioners, duly attested by its Recording Secretary; and the said Contractor has caused this Agreement to be signed and sealed the same as of the _____ day of _____, 2019.

CONTRACTOR

**BOARD OF COUNTY COMMISSIONERS
OF DESCHUTES COUNTY, OREGON**

BY: _____

PHILLIP G. HENDERSON, CHAIR

TITLE: _____

PATTI ADAIR, VICE CHAIR

ANTHONY DEBONE, COMMISSIONER

ATTEST:

RECORDING SECRETARY

APPROVED AS TO CONTENT:

ROAD DEPARTMENT DIRECTOR

APPROVED AS TO FORM:

COUNTY LEGAL COUNSEL

Bond # _____

PERFORMANCE BOND

KNOW ALL MEN BY THESE PRESENTS: that

(Name of Contractor)

(Address of Contractor)

a _____, hereinafter called
(Corporation, Partnership, or Individual)

“Principal”, and _____
(Name of Surety)

hereinafter called “Surety”, are held and firmly bound unto Deschutes County, Oregon

hereinafter called “Owner”, in the penal sum of _____

_____ Dollars, \$(_____) in lawful money of the United States, for the payment of which sum well and truly to be made, we bind ourselves, successors, and assigns, jointly and severally, firmly by these presents.

THE CONDITION OF THIS OBLIGATION is such that whereas, the Principal entered into a certain contract with the OWNER, dated the _____ day of _____, 2019, a copy of which is hereto attached and made a part hereof for the construction of:

PAVING OF WARD RD AND LOCAL STREETS

NOW THEREFORE, if Principal shall well, truly and faithfully perform its duties, all the undertakings, covenants, terms, conditions, and agreements of said contract during the original term thereof, and any extensions thereof which may be granted by Owner, with or without notice to Surety and during the **two year guaranty period**, and if Principal shall satisfy all claims and demands incurred under such contract, and shall fully indemnify and save harmless Owner from all costs and damages which is may suffer by reason of failure to do so, and shall reimburse and repay Owner all outlay and expense which Owner may incur in making good any default, then this obligation shall be void; otherwise to remain in full force and effect.

PROVIDED FURTHER, that Surety, for value received hereby stipulates and agrees that no change, extension of time, alteration or addition to the terms of the contract or to work to be performed thereunder or the specifications accompanying the same shall in any wise affect its obligation on this bond, and it does hereby waive notice of any such change, extension of time, alteration or addition to the terms of the contract or to the work or the specifications.

PROVIDED, FURTHER, that no final settlement between Owner and Principal shall abridge the right of any beneficiary hereunder, whose claim may be unsatisfied.

IN WITNESS WHEREOF, this instrument is executed in two counterparts, each one of which shall be deemed an original, this the _____ day of _____ 2019.

(SEAL)

PRINCIPAL: _____

By _____
Signature

Official Capacity

Attest: _____
Corporation Secretary

(SEAL)

SURETY: _____

[Add signatures for each surety if using multiple bonds]

BY ATTORNEY-IN-FACT:
[Power-of-Attorney must accompany each surety bond]

Name

Signature

Address

City State Zip

Phone Fax

NOTE: Date of bond must not be prior to date of Contract.
If Contractor is Partnership, all partners should execute bond.

Bond # _____

PAYMENT BOND

KNOW ALL MEN BY THESE PRESENTS: that

(Name of Contractor)

(Address of Contractor)

a _____, hereinafter called
(Corporation, Partnership, or Individual)

“Principal”, and _____
(Name of Surety)

hereinafter called “Surety”, are held and firmly bound unto Deschutes County, Oregon

hereinafter called “Owner”, in the penal sum of _____

_____ Dollars, \$(_____) in lawful money of the United States, for the payment of which sum well and truly to be made, we bind ourselves, successors, and assigns, jointly and severally, firmly by these presents.

THE CONDITION OF THIS OBLIGATION is such that whereas, the Principal entered into a certain contract with the OWNER, dated the _____ day of _____, 2019, a copy of which is hereto attached and made a part hereof for the construction of:

PAVING OF WARD RD AND LOCAL STREETS

NOW, THEREFORE, if Principal shall promptly make payment to all persons, firms, subcontractors, and corporations furnishing materials for or performing labor in the prosecution of the work provided for in such contract, and any authorized or modification thereof, including all amounts due for materials, lubricants, oil, gasoline, coal and coke, repairs on machinery, equipment and tools, consumed or used in connection with the construction of such work, and all insurance premiums on said work, and for all labor, performed in such work whether by subcontractor or otherwise, then this obligation shall be void; otherwise to remain in full force and effect.

PROVIDED, FURTHER, that Surety for value received hereby stipulates and agrees that no change, extension of time, alteration or addition to the terms of the contract or to the work to be performed thereunder or the specifications accompanying the same shall in any wise affect its obligation on this bond, and it does hereby waive notice of any such change, extension of time, alteration or addition to the terms of the contract or to the work or to the specifications.

PROVIDED, FURTHER, that no final settlement between Owner and Principal shall abridge the right of any beneficiary hereunder, whose claim may be unsatisfied.

IN WITNESS WHEREOF, this instrument is executed in two counterparts, each one of which shall be deemed an original, this the _____ day of _____, 2019.

(SEAL)

PRINCIPAL: _____

By _____
Signature

Official Capacity

Attest: _____
Corporation Secretary

(SEAL)

SURETY: _____

[Add signatures for each surety if using multiple bonds]

BY ATTORNEY-IN-FACT:
[Power-of-Attorney must accompany each surety bond]

Name

Signature

Address

City State Zip

Phone Fax

NOTE: Date of bond must not be prior to date of Contract.
If Contractor is Partnership, all partners should execute bond.

SPECIAL PROVISIONS

PROJECT: PAVING OF WARD RD AND LOCAL STREETS

PROJECT #: W66084


CONTRACTING AGENCY:



**ROAD
DEPARTMENT**

**61150 SE 27TH STREET
BEND, OREGON 97702
PHONE: (541) 388-6581
FAX: (541) 388-2719
WEB: www.deschutes.org/road**

PROFESSIONAL OF RECORD CERTIFICATION:

<p>Seal w/signature</p>  <p>REGISTERED PROFESSIONAL ENGINEER 83448PE OREGON NOVEMBER 10, 2009 CODY C. SMITH</p> <p>EXPIRATION DATE: <u>6-30-20</u></p>	<p>I certify the Special Provision Section(s) listed below are applicable to the design for the subject project. Modified Special Provisions were prepared by me or under my supervision.</p> <p>Sections <u>00210 through 02640</u></p>
<p>Date Signed: <u>6-18-19</u></p>	

SPECIAL PROVISIONS

WORK TO BE DONE

The work to be done under this contract consists of the following on the Paving of Ward Rd and Local Streets project:

1. Install and maintain temporary traffic control.
2. Perform Full Depth Reclamation of existing ACP and base material on Ward Rd
3. Perform cold-plane pavement removal.
4. Construct asphalt concrete pavement.
5. Place aggregate shoulders.
6. Perform additional and incidental work as called for by the specifications and plans.

APPLICABLE SPECIFICATIONS

The Specification that is applicable to the Work on this Project is the 2018 edition of the "Oregon Standard Specifications for Construction."

All number references in these Special Provisions shall be understood to refer to the Sections and subsections of the Standard Specifications and Supplemental Specifications bearing like numbers and to Sections and subsections contained in these Special Provisions in their entirety.

Copies of the Oregon Standard Specifications may be purchased or viewed online at

http://www.oregon.gov/ODOT/Business/Pages/Standard_Specifications.aspx.

APPLICABLE RULES

The rules applicable to this contract are the Attorney General's Model Public Contract Rules, Chapter 137-046 and Chapter 137-049, as presently constituted and Deschutes County Code (DCC) Chapter 2.37. The provisions of DCC Chapter 2.37.150 are incorporated herein by reference. These provisions may be viewed at the following web address:

<http://www.co.deschutes.or.us/administration/page/deschutes-county-code>

CONTRACT TIME

The Contractor shall complete all Work to be done under the Contract not later than October 11, 2019.

CLASS OF WORK

The Class of Work for this Project is Asphalt Concrete Paving and Oiling.

SECTION 00110 - ORGANIZATION, CONVENTIONS, ABBREVIATIONS AND DEFINITIONS

Comply with Section 00110 of the Standard Specifications modified as follows:

00110.20 Definitions - Replace the definitions of the words and phrases list below with the following definitions:

Agency – County of Deschutes

Bid Booklet - The version that can be accessed and printed from the Deschutes County Bids and RFPs website, which contains the information identified in 00120.10.

Engineer - The Road Department Director of Deschutes County acting either directly or through his authorized representatives.

SECTION 00120 - BIDDING REQUIREMENTS AND PROCEDURES

Comply with Section 00120 of the Standard Specifications modified as follows:

00120.00 Prequalification of Bidders – Replace the last paragraph with the following:

Deschutes County Road Department will regularly evaluate the performance of Contractors on its projects for purposes of responding to reference checks, future prequalification and determinations of responsibility.

00120.01 General Bidding Requirements - Replace this subsection with the following:

Bidders shall submit bids by paper.

The standard prequalification forms furnished by the ODOT Procurement Office shall be used by the bidder to file authorized signatures with Deschutes County Road Department. Signatures are of personnel authorized to submit Bids, modify Bids, or withdraw Bids.

00120.05 Request for Solicitation Documents – Replace this subsection with the following:

Bidders shall obtain solicitation documents from the Deschutes County Bids and RFPs website:

<https://www.deschutes.org/rfps>

Each request shall include both the name of the person ordering or obtaining the Solicitation Documents, and the name of the Entity intending to use them. The Agency will add the name of the Entity intending to use the Solicitation Documents to the list of Holders of Bidding Plans. Bidders are cautioned that only Solicitation Documents obtained properly from the Deschutes County website may be used to submit Bids.

Only paper Bids will be accepted.

Copies of the Oregon Standard Specifications may be purchased or viewed online at

http://www.oregon.gov/ODOT/Business/Pages/Standard_Specifications.aspx.

The Plans, which are applicable to the Work to be performed under the Contract, are bound herewithin.

00120.10 Bid Booklet – Replace this subsection with the following:

The Bidding Documents Booklet may include, but is not limited to:

- Cover Page
- Index
- Invitation to Bid
- Information for Bidders
- Bid Proposal Form
- Schedule of Bid Items
- Subcontractor Disclosure Form
- Bid Guaranty Form
- Contract Form (for review only)
- Payment and Performance Bond Forms (for review only)

Depending on the Class of Project, other certificates or statements may be bound within the Bidding Documents Booklet. Plans, specifications, and other documents referred to in the Bidding Documents Booklet will be considered part of the Bid.

00120.30 Changes to Plans, Specifications, or Quantities before Opening of Bids
– Replace the first paragraph with the following:

The Agency reserves the right to issue Addenda making changes or corrections to the Plans, Specifications, or quantities. The Agency will provide Addenda only by publishing them on the Agency's web site at:

<https://www.deschutes.org/rfps>

00120.40(a) (2) Electronic Bids – Delete this subsection.

00120.40(c) (2) Electronic Bid Schedule Entries – Delete this subsection.

00120.40 (d) Bidder's Address and Signature Pages – Replace this subsection with the following:

Bidders shall include in the Bid the address to which all communication concerning the Bid and Contract should be sent. The Bid shall be signed by a duly authorized representative of the Bidder.

00120.40(e) (2) Bid Guaranty with Electronic Bids – Delete this subsection.

00120.40(f) Disclosure of First-Tier Subcontractors – Under the paragraph “The Subcontractor Disclosure Form may be submitted for a paper Bid either,” replace the second bulleted item with the following:

- By removing it from the paper Bid Booklet, filling it out and submitting it separately to the Deschutes County Public Works Engineering and Construction Division at the address given in the Bid Booklet.

Delete the third bulleted item.

Delete the paragraph which begins “The Subcontractor Disclosure Form may be submitted for an electronic Bid either:”

Replace the paragraph that begins “Subcontractor Disclosure forms submitted by...” with the following:

Subcontractor Disclosure Forms submitted by any method will be considered late if not received by the Agency within two working hours of the time designated for receiving Bids.

00120.45 Submittal of Bids – Replace this subsection with the following:

Bids shall be submitted in the manner and prior to the time listed in the Bidding Documents Booklet. Bids may be submitted by mail, parcel delivery service, or hand delivery. Bids submitted after the time set for receiving Bids will not be opened or considered. The Agency assumes no responsibility for the receipt and return of late Bids.

00120.50 Submitting Bids for More than One Contract – Delete this subsection.

00120.60(a) Paper Bids – Replace all references to “ODOT Procurement Office” with “Agency.”

Delete the third bullet point.

00120.60(b) Electronic Bids – Delete this subsection.

00120.70 Rejection of Nonresponsive Bids – Add the following bullet to the end of the bullet list:

- The Agency determines that any Pay Item is significantly unbalanced to the potential detriment of the Agency.

00120.95 Opportunity for Cooperative Arrangement – Delete this subsection.

SECTION 00130 – AWARD AND EXECUTION

Comply with Section 00130 of the Standard Specifications modified as follows:

00130.10 Award of Contract – Replace the paragraph that begins “The Agency will provide Notice of Intent...” with the following:

The Agency will provide Notice of Intent to Award on the Agency’s website:

<https://www.deschutes.org/rfps>

Delete the paragraph that begins “The Award will not be final until...”

00130.15 Right to Protest Award – Replace this subsection with the following:

Adversely affected or aggrieved Bidders, limited to the three apparent lowest Bidders and any other Bidder directly in line for Contract Award, may submit to the Board of County Commissioners of Deschutes County a written protest of the Agency’s intent to Award within five working days following the Bid Opening. The protest shall specify the grounds upon which it is based.

The Agency is not obligated to consider late protests.

00130.50 Execution of Contract and Bonds:

(a) By the Bidder – In the sentence that begins “The successful Bidder...” replace “ODOT Procurement Office – Construction” with “Agency” and replace “15 Calendar Days” with “the requested amount of time”.

(b) By the Agency – In the sentence that begins “Within 7 Calendar Days...” replace “7” with “21 (twenty-one)”.

SECTION 00140 – SCOPE OF WORK

Comply with Section 00140 of the Standard Specifications.

SECTION 00150 - CONTROL OF WORK

Comply with Section 00150 of the Standard Specifications modified as follows:

00150.05 Cooperative Arrangements – Replace this subsection with the following:

Agency is not, by virtue of this Contract, a partner or joint venturer with Contractor in connection with activities carried out under this Contract, and shall have no obligation with respect to Contractor's debts or any other liabilities of each and every nature.

00150.50(f) Utility Information (No Anticipated Relocations) - Within the Project limits, there are no anticipated relocations with the Utilities listed below. The Contractor shall contact those Utilities having buried facilities and request that they locate and mark them for their protection prior to construction.

Utility	Contact Person's Name, Address, Email, and Phone Number
TransCanada	Drake Trueax, 541-977-7304(C) Drake_Trueax@transcanada.com
Central Oregon Irrigation	Dan Downing, 541-504-7579 d Downing@coid.org
Bend Broadband	Jack Bowles, 541-693-5983 Jack.Bowles@tdstelecom.com
Centurylink	Craig Redelings, 541-385-0296 Craig.Redelings@Centurylink.com
LS Networks	Mark Reed, 971-271-9625 mreed@LSNetworks.net
Cascade Natural Gas	Jill Van Landuyt, 541-706-6287 jill.vanlanduyt@cngc.com
Avion Water Company	541-382-5942
Central Electric Co-op	503-255-4634

The Contractor shall notify, in writing, the Utilities listed above, with a copy to the Engineer, at least 14 Calendar Days before beginning Work on the Project.

TransCanada operates a gas pipeline within the Project limits and may require an On-Site safety watcher, at no cost to the Contractor.

In the event of an emergency, and in addition to the calls required by the Utilities notification system, the Contractor shall call:

- TransCanada GTN 1-800-447-8066

SECTION 00160 – SOURCE OF MATERIALS

Comply with Section 00160 of the Standard Specifications modified as follows:

00160.30 Agency-Furnished Materials – Add the following paragraph:

No Agency materials are being offered for use on this project. Contractor shall provide all required materials.

00160.40 Agency-Furnished Sources– Add the following paragraph:

No Agency sources are being offered for use on this project. Contractor shall provide all required materials.

SECTION 00165 - QUALITY OF MATERIALS

Comply with Section 00165 of the Standard Specifications modified as follows:

00165.03 Testing by Agency – Delete this subsection.

00165.04 Costs of Testing – Delete this subsection.

00165.50(b)(1) Specification Materials – Delete the second sentence.

00165.10(a) Field-Tested Materials – Add the following sentence to the end of this subsection:

This is a Type D project.

SECTION 00170 – LEGAL RELATIONS AND RESPONSIBILITIES

Comply with Section 00170 of the Standard Specifications modified as follows:

Add the following subsection:

00170.09 Debt Limitation - This Contract is expressly subject to the debt limitation of Oregon counties set forth in Article XI, Section 10, of the Oregon Constitution, and is contingent upon funds being appropriated therefore. Any provision herein which would conflict with law are deemed inoperative to that extent.

00170.70(a) Insurance Coverages - Add the following paragraph and table to the end of this subsection:

The following insurance coverages and dollar amounts are required pursuant to this subsection:

Insurance Coverages	Combined Single Limit per Occurrence	Annual Aggregate Limit
Commercial General Liability	\$1,000,000	\$2,000,000
Commercial Automobile Liability	\$1,000,000	(aggregate limit not required)

00170.70(c) Additional Insured - Add the following paragraph and bullets to the end of this subsection:

Add the following as Additional Insureds under the Contract:

- Deschutes County and its officers, agents, employees, and volunteers
- Deschutes County Board of Commissioners

00170.72 Indemnity/Hold Harmless - Add the following paragraph and bullets to the end of this subsection:

Extend indemnity, defense and hold harmless to the Agency and the following:

- Deschutes County and its officers, agents, and employees
- Deschutes County Board of Commissioners

SECTION 00180 – PROSECUTION AND PROGRESS

Comply with Section 00180 of the Standard Specifications modified as follows:

00180.40(b) On-Site Work - Add the following paragraph to the end of the subsection:

The Contractor shall not begin On-Site Work before Jun 3, 2019, unless approved by the Engineer.

00180.40(c) Specific Limitations - Limitations of operations specified in these Special Provisions include, but are not limited to, the following:

Limitations	Subsection
Cooperation with Utilities	00150.50
Contract Completion Time	00180.50(h)
Lane Restrictions	00220.40(e)
Maintenance Under Traffic	00620.43

Be aware of and subject to schedule limitations in the Standard Specifications that are not listed in this subsection.

00180.41 Project Work Schedules - After the paragraph that begins "One of the following Type..." add the following paragraph:

In addition to the "look ahead" Project Work schedule, a Type A schedule as detailed in the Standard Specifications is required on this Contract.

00180.50(h) Contract Time - The Contractor shall complete all Work to be done under the Contract not later than October 11, 2019.

SECTION 00190 – MEASUREMENT OF PAY QUANTITIES

Comply with Section 00190 of the Standard Specifications.

SECTION 00195 - PAYMENT

Comply with Section 00195 of the Standard Specifications modified as follows:

00195.50(c-1) Cash, Alternate A - Replace the paragraph that begins "The Agency will deposit..." with the following sentence:

The Agency will deposit the cash retainage withheld in an interest-bearing account in a bank, savings bank, trust company, or savings association for the benefit of the Agency, as provided by ORS 279C.560(5).

00195.50(c-2) Cash, Alternate B (Retainage Surety Bond) - Delete this subsection.

00195.50(c-3) Bonds and Securities – Delete this subsection.

00195.50(d) Release of Retainage – Replace this subsection with the following:

As the Work progresses, release of the amounts retained under (b) above will only be considered for Pay Items that have been satisfactorily completed. For purposes of this Subsection, a Pay Item will be considered satisfactorily completed only if all of the Work for the Pay Item is complete and all contractual requirements pertaining to the Pay Item and Work have been satisfied. Work not included in a Pay Item, or which constitutes part of an uncompleted Pay Item, will not be regarded as satisfactorily completed Work for the purposes of this Subsection.

A determination of satisfactory completion of Pay Items or Work or release of retainage shall not be construed as acceptance or approval of the Work and shall not relieve the Contractor of responsibility for defective Materials or workmanship or for latent defects and warranty obligations.

SECTION 00196 – PAYMENT FOR EXTRA WORK

Comply with Section 00196 of the Standard Specifications.

SECTION 00197 – PAYMENT FOR FORCE ACCOUNT WORK

Comply with Section 00197 of the Standard Specifications.

SECTION 00199 - DISAGREEMENTS, PROTESTS, AND CLAIMS

Comply with Section 00199 of the Standard Specifications modified as follows:

00199.40 Claim Decision; Review; Exhaustion of Administrative Remedies – Replace the second and third paragraphs with the following:

If the Engineer denies the claim for additional compensation or a combination of additional compensation and Contract Time, in full or in part, according to 00199.40(a), the Contractor may request review of the denial. The disputed claim may then be resolved, in full or in part, at any of the three progressive steps of claim review procedure as set forth in (b) through (d) of this Subsection.

If the Engineer has denied a claim, in full or in part, for Contract Time only according to 00180.80, or has denied a claim, in full or in part, for correction of final compensation according to 00195.95, those disputed claims may then be resolved, in full or in part, at any of the three progressive steps of claim review procedure as specified in (b) through (d) of this Subsection.

Delete the fifth paragraph.

00199.40(b - e)- Replace these subsections in their entirety with the following:

00199.40(b) Step 1: Board of Commissioners Review – The Contractor shall request that the Engineer arrange for a hearing during a regularly scheduled Board of

Commissioners Meeting in order to present the denied or partially denied claim for formal review and discussion. The meeting will take place within 21 Calendar Days of the Agency's receipt of the request, or as otherwise agreed by the parties.

If the Board of Commissioners determines that the Contractor must furnish additional information or documentation to allow proper analysis of the claim, the Engineer will prepare a Board meeting agenda item for a second hearing within 14 Calendar Days, or as otherwise agreed by the parties, at which the Contractor shall present the requested information or documentation.

If the Contractor does not accept the Step 1 decision, the Contractor may, within 10 Calendar Days of receipt of the written decision, request in writing through the Engineer that the claim be advanced to Step 3 or 4 (see (c) and (d) below).

00199.40(c) Step 2: Arbitration - At this step, the claim will be resolved by binding arbitration before a single arbitrator according to the Construction Industry Arbitration Rules of the American Arbitration Association or such other arbitration service and rules as agreed by the parties.

Arbitration filing costs and any arbitrator's fees will be divided equally between the Agency and the Contractor.

00199.40(d) Step 3: Litigation – This step applies to appeals of arbitration awards issued in Step 2 at 00199.40(c) above, according to ORS 36.600 through ORS 36.740.

The Contractor must follow each step in order and exhaust all available administrative remedies before resorting to litigation. Lawsuits must be properly filed in a court of competent jurisdiction within 6 months from the date of the final decision that exhausted the Contractor's available administrative remedies under this Section 00199.

The Contractor shall comply with 00170.00.

SECTION 00210 - MOBILIZATION

Comply with Section 00210 of the Standard Specifications.

SECTION 00220 - ACCOMMODATIONS FOR PUBLIC TRAFFIC

Comply with Section 00220 of the Standard Specifications modified as follows:

00220.02(a) General Requirements - Add the following bullet to the end of the bullet list:

- When an abrupt edge is created by excavation, protect traffic according to the "Excavation Abrupt Edge" and the "Typical Abrupt Edge Delineation" configurations shown on the Standard Drawings.

00220.40(e-1) Closed Lanes - Replace this subsection, except for the subsection number and title, with the following:

One Traffic Lane may be closed when allowed, shown, or directed during the following periods of time except as indicated in 00220.40(e)(2):

- Daily, Monday through Friday between 7:00 a.m. and 7:00 p.m.

Add the following subsection:

00220.40(f) Road Closure - The Contractor will be permitted to implement road closures on Ward Rd and Bear Creek Rd within the Project limits as follows:

Stage 1

The Contractor will be permitted to close all Traffic Lanes on Ward Rd between Sta 0+00 and Sta 14+00 for a single period of no more than 5 consecutive calendar days to perform full depth reclamation and base lift paving work.

Stage 2

The Contractor will be permitted to close all Traffic Lanes on Ward Rd between Sta 14+00 and Sta 15+00 and on Bear Creek Rd within 50 ft. of Ward Rd for a single period of no more than 2 consecutive calendar days to perform full depth reclamation and base lift paving work. Stage 2 closure shall coincide with the last 2 days of the Stage 1 closure.

Stage 3

The Contractor will be permitted to close all Traffic Lanes on Ward Rd between Sta 14+50 and Sta 66+63 for a single period of no more than 14 consecutive calendar days to perform full depth reclamation and base lift paving work.

SECTION 00225 - WORK ZONE TRAFFIC CONTROL

Comply with Section 00225 of the Standard Specifications.

00225.05 Traffic Control Plan – Replace the first sentence in this subsection with the following:

The Contractor shall develop a TCP.

00225.66 Portable Electrical Signs - Replace this subsection, except for the subsection number and title, with the following:

Maintain and use the required PCMS according to the manufacturer's recommendations, TCP, and as required. Do not display or alter any sign message before it is approved.

While PCMS are in use, have repair Equipment and parts on the Project site, as recommended by the manufacturer.

When directed, repair or replace PCMS that are damaged or destroyed before continuing Work that requires use of the signs.

Portable Changeable Message Signs shall be furnished two weeks prior to the start of onsite work and shall remain onsite through the duration of all onsite work.

SECTION 00340 - WATERING

Comply with Section 00340 of the Standard Specifications modified as follows:

00340.02 Exclusions – Include the following in this subsection

Watering used to place, compact, process and maintain the material and alleviate dust nuisance for the Full Depth Reclamation is incidental and is excluded from measurement under this section.

00340.80 Measurement – Replace this subsection with the following:

No measurement will be made for water on this project.

00340.90 Payment – Replace this subsection with the following:

No payment will be made for water on this project.

SECTION 00620 - COLD PLANE PAVEMENT REMOVAL

Comply with Section 00620 of the Standard Specifications.

SECTION 00641 - AGGREGATE SUBBASE, BASE, AND SHOULDERS

Comply with Section 00641 of the Standard Specifications modified as follows:

00641.90 Payment – Add the following to the end of this subsection:

Item (f) will include aggregates required for asphalt approaches.

SECTION 00642 – FULL DEPTH RECLAMATION

DESCRIPTION

Section 00642, which is not in the Standard Specifications for Construction, is included in this Project by Special Provision.

00642.00 Scope – This work consists of reclaiming the existing asphalt pavement and base aggregate to 28 feet wide and 8 inches deep on Ward Road as detailed in the plans. The reclaimed material shall be pulverized in place and compacted to specified density to produce a new stable base layer. The new base layer shall be proportioned, mixed, placed, and compacted in accordance with this specification and shall conform to the lines, grades, thicknesses and typical cross sections shown in the contract documents.

Excess material generated from the Full Depth Reclamation process shall be utilized as shoulder rock under bid item, "Aggregate Shoulders". Placement and finishing of the shoulder materials generated from the Full Depth Reclamation process shall be done according to Section 00641

00642.02 Abbreviations:

FDR – Full Depth Reclamation

MATERIALS

00642.10 Materials:

Pulverized Bituminous Material – The reclaimed paving material shall conform to the following gradation. The gradation may be revised with the approval of the Engineer, but the top size of the material shall not exceed 25% of the depth of the compacted recycled mat.

<u>Sieve Size</u>	<u>%Passing</u>
3 inch	100
1 ½ inch	95-100

Water – Water will be used in the pulverization process and to obtain optimum moisture for compaction.

00642.12 Mix Design – The mix design will be determined by the County and will establish the depth of milling. The mix design is an approximation of the conditions that may be found on the project site and adjustments may, at the direction of the Engineer, be required as the existing conditions change.

The Mix Design shall be as follows:

- Depth: 8 Inches
- Materials: Existing ACP (4 ½") and Aggregate Base (3 ½")
- Maximum Dry Density and Optimum Moisture to be determined by TM 223

The Contractor shall determine the amount of additional water required to achieve optimum moisture or compaction.

00642.15 Quality Control – Quality control sampling and testing will be the responsibility of the Contractor per Section 00165 of the Special Provisions

00642.16 Acceptance – Acceptance will be based on testing by the Contractor.

EQUIPMENT

00642.20 Pulverization and Mixing Equipment – The Contractor shall furnish a self-propelled machine capable of reclaiming the existing paving material to the width and depth shown in the contract documents. The machine shall be equipped with automatic depth control and maintain a constant cutting depth and width. It shall also be capable of pulverizing bituminous material processed to the required gradation.

Mixing shall be accomplished in-place, using single-shaft or multiple-shaft mixers. Agricultural discs or motor graders are not acceptable mixing equipment.

Equipment shall be capable of mixing the existing asphalt and the aggregate base into a homogeneous mixture

00642.24 Compaction Equipment - Provide self-propelled rollers and compactors capable of reversing without backlash. Rollers and compactors shall be a preapproved combination of tamping foot, grid, pneumatic tire, steel wheel, vibratory and vibrating plate compactor. Compactors are to have a minimum gross static weight of 10 tons, or 25 tons for pneumatic tire roller and shall be capable of compacting to specified density.

CONSTRUCTION

00642.40 Seasonal and Temperature Limitations – The Contractor shall perform FDR between April 1 and November 1, unless otherwise specified in the contract documents.

Do not process for roadbed modification while the atmospheric temperature is below 35 degrees Fahrenheit, or when conditions indicate that the temperature will fall below 35 degrees Fahrenheit for a sustained period of 4 hours within 24 hours after final compaction.

Do not proceed with the pulverization operation when the temperature will not permit the compaction operation to follow.

00642.41 Pre-Construction Conference – Supervisory personnel of the Contractor, including any subcontractors who are to be involved in the reclamation work, shall meet with the Engineer at a mutually agreed time to discuss methods of accomplishing the work.

00642.43 Pulverizing and Mixing – Reclaimed base material shall be placed in a single lift.

00642.45 Shaping and Surface Tolerances – Unless otherwise specified in the contract documents, the crown of the compacted stabilized reclaimed mat shall be finished to within 0.5 inch of the established centerline and grade.

As compaction nears completion, if necessary or as required by the Engineer, the surface shall be scarified or broom-dragged to remove imprints left by equipment or to prevent compaction planes. Compaction shall then continue until uniform and adequate density is obtained. During the finishing process the surface shall be kept moist by means of water spray devices that will not erode the surface. Compaction and finishing shall be done in such a manner as to produce a dense surface, free of compaction planes, cracks, ridges, or loose material.

The road shall be graded to provide a finished 2% crown section on tangent segments. The existing super elevation shall be maintained on the curves.

Excess FDR material remaining after finish grading shall be windrowed onto the gravel shoulder area for use as reclaimed base aggregate in shoulders. The reclaimed shoulder material shall spread uniformly throughout the project as directed by the Engineer.

Finishing of the shoulder material shall be in accordance of the requirements of Section 00641. Excess material remaining after shoulder installation shall be removed from the project by the contractor at their own expense.

00642.49 Compaction – The Contractor shall perform initial rolling with a tamping foot roller until the roller pads walk out of the reclaimed mix. Shaping, to achieve planned profile and cross slope, should cut deep enough to remove the tamping foot roller marks. Repeated reclaiming and rolling may be required within two calendar days after the initial mixing processing and rolling to achieve the target density on the completed in-place recycled surface. The Contractor shall discontinue any type of rolling that result in cracking, movement, or other types of distress until such time that the problem can be resolved. If there is a significant change in mix proportions, weather conditions or other controlling factors, the Engineer shall require construction of test strips to check target density.

The rollers used for compaction of the reclaimed material shall meet the requirements of Section 00642.24

The compaction of the reclaimed layer shall be a minimum of 95% of maximum dry density determined according to ODOT TM 223. Moisture content shall be within 2% of optimum moisture at the start of compaction.

The field density for compaction shall be determined according to AASHTO T310.

Acceptance testing for compaction will be conducted by the Contractor with a minimum rate of five (5) random nuclear moisture and density tests, according to AASHTO T310, per 1,000 linear traffic lane feet.

Sections of reclaimed material that do not achieve the minimum density criteria, shall be remixed and compacted.

MAINTENANCE

00642.60 Maintenance of Work:

- a. Traffic – Completed portions of FDR base can be opened immediately to low-speed local traffic and to construction equipment and provided the FDR base is sufficiently stable to withstand marring or permanent deformation.
- b. The section can be opened up to all traffic after the FDR base has received the ACP base course.
- c. Surfacing – Apply the 4 inch lift of Level 3 (1/2”) Dense Graded ACP when the material is sufficiently stable to support the required construction equipment without marring or permanent distortion of the surface.
- d. Maintenance – The Contractor shall maintain the material in good condition until all work is completed and accepted. This maintenance will include fine blading the roadbed prior to paving to remove irregularities, any was boarding and loose

material accumulated on the roadbed. Such maintenance shall be done by the Contractor at his own expense.

- e. Maintenance shall include immediate repairs of any defects that may occur. If it is necessary to replace any processed material, the replacement shall be for the full depth, with vertical cuts. No skin patches will be permitted.

MEASUREMENT

00642.80 Measurement

- a. Full Depth Reclamation – The Engineer will compute the area of satisfactorily completed Full Depth Reclamation in square yards from the measured longitudinal length of pavement reclaimed to the nearest 0.1 foot and the width of pavement specified in the contract documents.
- b. Reclaimed Base Aggregate in Shoulders – No measurement will be made for placing, grading and finishing reclaimed materials as shoulder rock.

00642.90 Payment

- a. Full Depth Reclamation – The Contractor will be paid the contract unit price per square yard for Full Depth Reclamation. This payment shall be full compensation for all labor, equipment and materials necessary for preparation, reclaiming, shaping and compaction of the completed surface reclaimed material.
- b. Reclaimed Base Aggregate in Shoulders – No separate or additional payment will be made for placing, grading and finishing reclaimed materials as shoulder rock.
- c. Water – No separate or additional payment will be made for water used in the pulverization process. All labor, materials and equipment needed will be considered incidental and no separate payment will be made.

SECTION 00730 - EMULSIFIED ASPHALT TACK COAT

Comply with Section 00730 of the Standard Specifications modified as follows:

00730.00 Scope - Replace this subsection with the following:

This Work shall consist of furnishing and placing Emulsified Asphalt on a prepared asphalt concrete and reclaimed base aggregate surfaces to ensure bond between Lifts and reclaimed surface as specified.

SECTION 00744 - ASPHALT CONCRETE PAVEMENT

Comply with Section 00744 of the Standard Specifications modified as follows:

00744.11(a) Asphalt Cement - Add the following to the end of this subsection:

Provide PG 58-34 grade asphalt cement for this Project.

00744.23 Pavers – Replace the bullet that begins with “Provides the specified...” with the following:

- Provides the specified results through mechanical sensors and sensor-directed devices actuated from independent line and grade control references over an array with a minimum length of 35 feet.

00744.43(b) Depositing – Add the following to this subsection:

ACP shall be windrowed. Pick-up equipment shall be used that is:

- Capable of picking up substantially all of the ACP deposited on the roadway.
- Self-supporting, not exerting any vertical load on the paving machine, or causing vibrations or other motions which could have a harmful effect on the riding quality of the completed pavement.

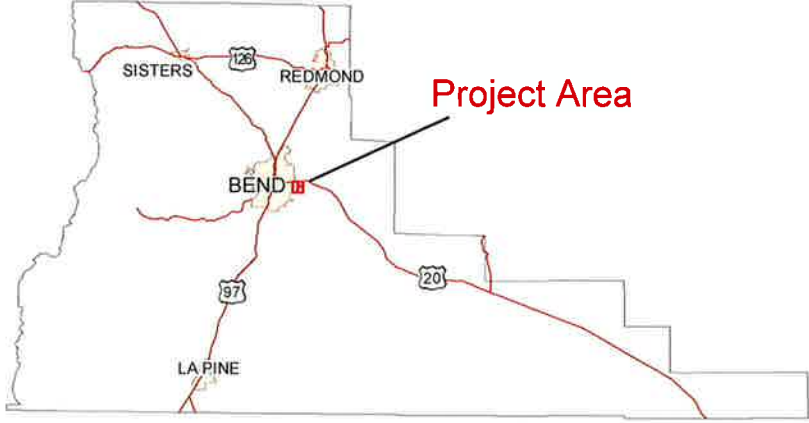
SECTION 02630 – BASE AGGREGATE

Comply with Section 02630 of the Standard Specifications modified as follows:

SECTION 02640 – SHOULDER AGGREGATE

Comply with Section 02640 of the Standard Specifications.

DESCHUTES COUNTY ROAD DEPARTMENT
PLANS FOR
PAVING OF WARD ROAD: US 20 TO STEVENS RD and
DOBBIN RD, DOBBIN CT, MARE CT, OLD RED RD, BRONCO LN, STUD CT, FILLY CT
JUNE 2019



LOCATION MAP
NOT TO SCALE

LEGEND

- - - Project Area
- County Routes
- State Highway
- Road Centerlines
- Canals

INDEX OF SHEETS

Sheet #	Description	Sheet #	Description
1	COVER SHEET	15	PLAN---Sta 17+00 To 25+00
2	TYPICAL SECTION	16	PLAN---Sta 25+00 To END (DOBBIN CT & MARE CT)
4	DETAILS (WARD RD)	17	PLAN---Sta 0+00 To END (OLD RED RD)
6	PLAN---Sta 0+00 To 10+00	18	PLAN---Sta 0+00 To 10+00 (BRONCO LN)
7	PLAN---Sta 10+00 To 20+00	19	PLAN---Sta 10+00 To 20+00 (STUD CT)
8	PLAN---Sta 20+00 To 30+00	20	PLAN---Sta 20+00 To END (FILLY CT)
9	PLAN---Sta 30+00 To 40+00	21	PLAN---Sta 0+00 To END (BRONCO LN)
10	PLAN---Sta 40+00 To 50+00	22	PLAN---Sta 0+00 To END (STUD CT)
11	PLAN---Sta 50+00 To 60+00	23	PLAN---Sta 0+00 To END (FILLY CT)
12	PLAN---Sta 60+00 To END (DOBBIN RD)		
13	PLAN---Sta 0+00 To 10+00		
14	PLAN---Sta 10+00 To 17+00		

OREGON STANDARD DRAWING NO.

- TM800 TABLES, ABRUPT EDGE, AND PCMS DETAILS
- TM840 CLOSURE DETAILS
- TM850 2-LANE, 2-WAY ROADWAYS

DESCHUTES COUNTY ROAD DEPARTMENT
 61150 S.E. 27TH STREET
 BEND, OR, 97702

PHONE: 541-388-6581 FAX: 541-388-2719

PAVING OF WARD RD: US 20 TO STEVENS RD

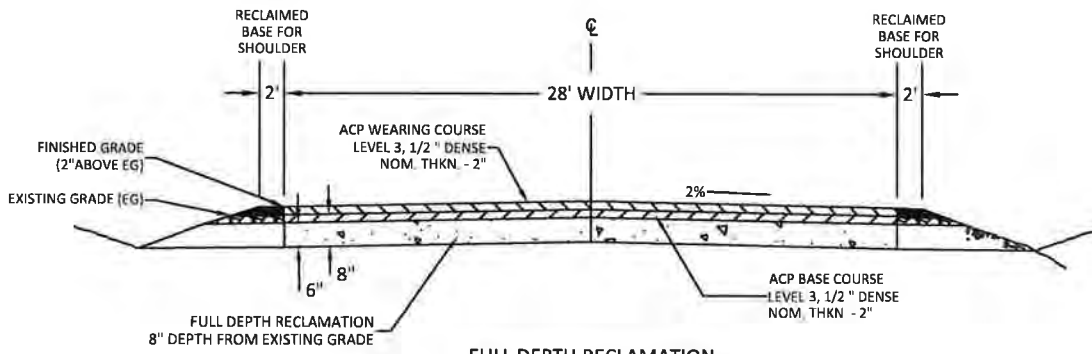
[Signature]
COUNTY ENGINEER

[Signature]
ROAD DEPT DIRECTOR

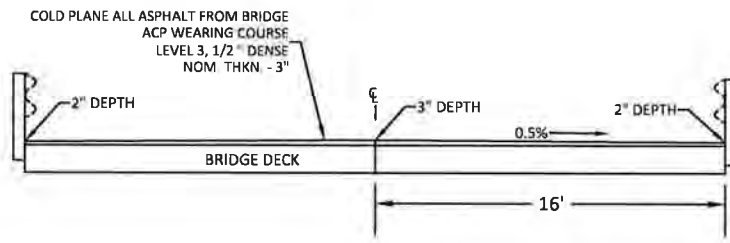
6-18-19
DATE

06/18/19
DATE

COVER SHEET	SHEET NO. 1 OF 23
--------------------	-----------------------------

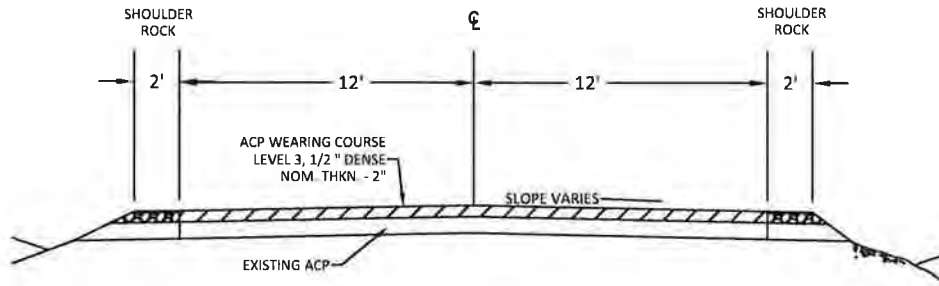


FULL DEPTH RECLAMATION
 WARD RD - STA 00+00- STA 45+75
 STA 46+62 - STA 65+63



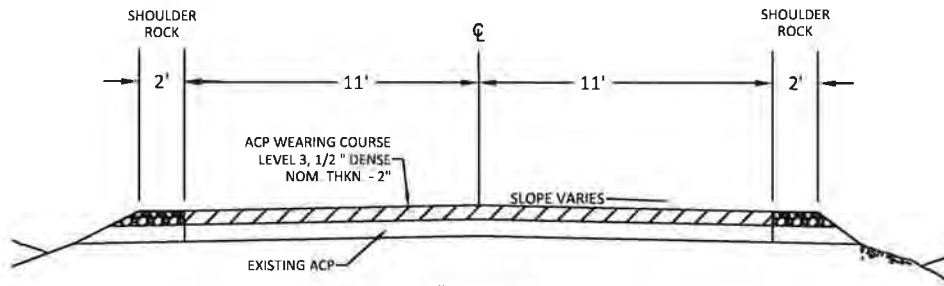
BRIDGE OVERLAY
 WARD RD - STA 45+75 - STA 46+62

<p>REGISTERED PROFESSIONAL ENGINEER 83448PE OREGON NOVEMBER 10, 2009 CODY C. SMITH RENEWS: JUNE 30, 2020</p>	<p>DESCHUTES COUNTY ROAD DEPARTMENT 61150 S.E. 27TH STREET BEND, OR. 97702 PHONE: 541-388-6581 FAX: 541-388-2719</p>
	<p>PAVING OF WARD RD AND LOCAL STREETS</p>
	<p>DRAFTER: T.WILSON DATE: 4/01/19</p> <p>REVIEWED BY: C.SMITH DATE: 4/01/19</p>
	<p>TYPICAL SECTION</p>



2" OVERLAY

DOBBIN RD - STA 00+00 - STA 36+50



2" OVERLAY

- DOBBIN CT - STA 00+00 - STA 06+23
- MARE CT - STA 00+00 - STA 02+45
- OLD RED RD - STA 00+00 - STA 23+49
- BRONCO LN - STA 00+00 - STA 07+02
- STUD CT - STA 00+00 - STA 05+73
- FILLY CT - STA 00+00 - STA 02+85



RENEWS: JUNE 30, 2020



DESCHUTES COUNTY ROAD DEPARTMENT

61150 S.E. 27TH STREET
BEND, OR. 97702

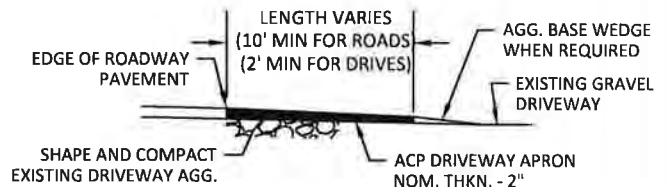
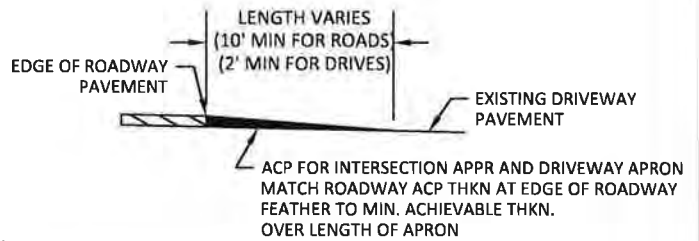
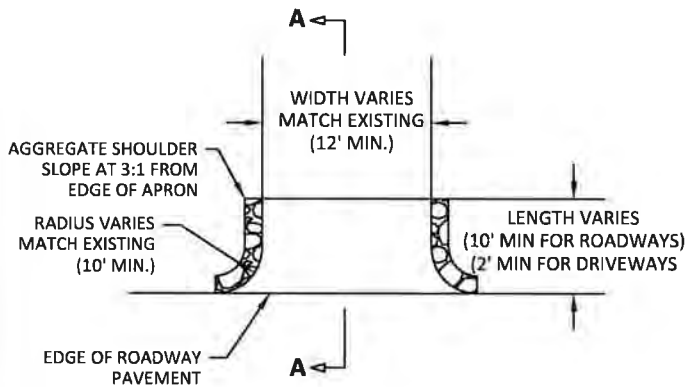
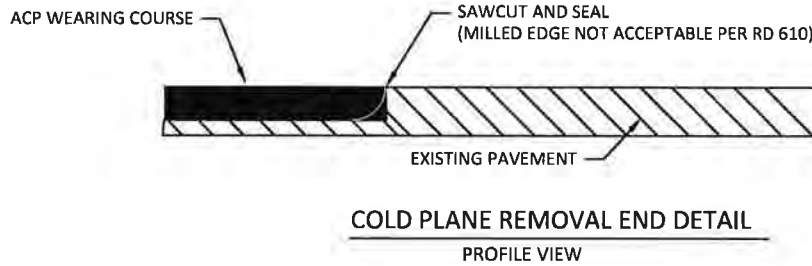
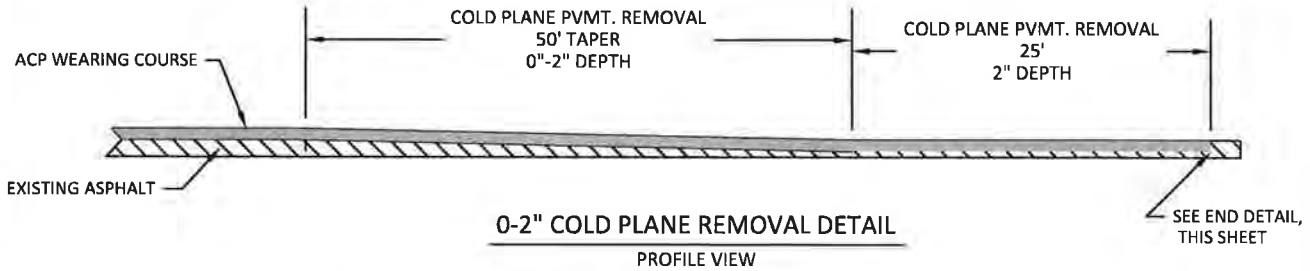
PHONE: 541-388-6581 FAX: 541-388-2719

PAVING OF WARD RD AND LOCAL STREETS

DRAFTER: T.WILSON DATE: 4/01/19
REVIEWED BY: C.SMITH DATE: 4/01/19

TYPICAL SECTION

SHEET NO
3 OF 23



RENEWS: JUNE 30, 2020



DESCHUTES COUNTY ROAD DEPARTMENT

61150 S.E. 27TH STREET
BEND, OR. 97702

PHONE: 541-388-6581 FAX: 541-388-2719

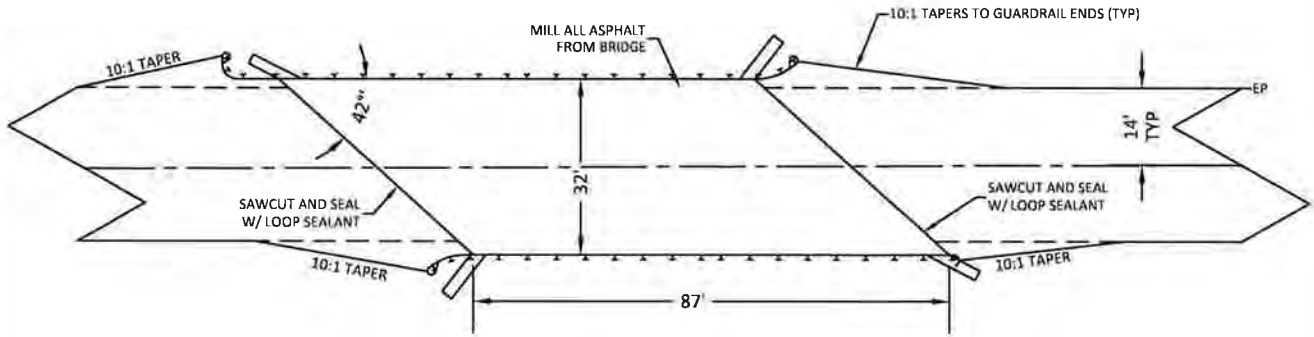
PAVING OF WARD RD AND LOCAL STREETS

DRAFTER: T.WILSON DATE: 4/01/19

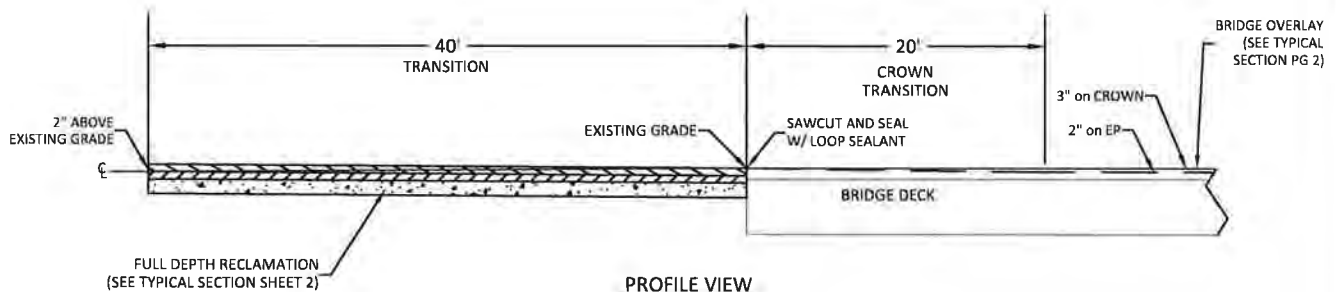
REVIEWED BY: C.SMITH DATE: 4/01/19

DETAILS

SHEET NO
4 OF 23



PLAN VIEW
WARD RD - BRIDGE LAYOUT



PROFILE VIEW
WARD RD - BRIDGE TRANSITIONS



RENEWS: JUNE 30, 2020



DESCHUTES COUNTY ROAD DEPARTMENT

61150 S.E. 27TH STREET
BEND, OR. 97702

PHONE: 541-388-6581 FAX: 541-388-2719


PAVING OF WARD RD AND LOCAL STREETS

DRAFTER: T.WILSON DATE: 4/01/19

REVIEWED BY: C.SMITH DATE: 4/01/19

BRIDGE OVERLAY

SHEET NO
5 OF 23



PLAN
NOT TO SCALE



DESCHUTES COUNTY ROAD DEPARTMENT

61150 S.E. 27TH STREET
BEND, OR, 97702

PHONE: 541-388-6581

FAX: 541-388-2719

PAVING OF WARD RD: US 20 TO STEVENS RD

DRAFTER: R. PINKSTON

DATE: 4/10/19

REVIEWED BY: C. SMITH

DATE:

LEGEND



FULL DEPTH RECLAMATION
(SEE TYPICAL SECTION, SHEET 2)



PLAN---STA 0+00 TO 10+00

SHEET NO.

6 OF 23






PLAN
NOT TO SCALE



DESCHUTES COUNTY ROAD DEPARTMENT
61150 S.E. 27TH STREET
BEND, OR, 97702

PHONE: 541-388-6581 FAX: 541-388-2719

LEGEND

-  FULL DEPTH RECLAMATION
(SEE TYPICAL SECTION, SHEET 2)
-  INTERSECTION APPROACH
(SEE DETAILS, SHEET 4)
-  DRIVEWAY APPROACH
(SEE DETAILS, SHEET 4)



PAVING OF WARD RD: US 20 TO STEVENS RD

DRAFTER: R. PINKSTON DATE: 4/10/19

REVIEWED BY: C. SMITH DATE:


PLAN---STA 10+00 TO 20+00

SHEET NO.
7 OF 23




PLAN
NOT TO SCALE

LEGEND

 FULL DEPTH RECLAMATION
(SEE TYPICAL SECTION, SHEET 2)

 2" OVERLAY
(SEE TYPICAL SECTION, SHEET 2)

 DRIVEWAY APPROACH
(SEE DETAILS, SHEET 4)



DESCHUTES COUNTY ROAD DEPARTMENT

61150 S.E. 27TH STREET
BEND, OR, 97702

PHONE: 541-388-6581

FAX: 541-388-2719

PAVING OF WARD RD: US 20 TO STEVENS RD

DRAFTER: R. PINKSTON

DATE: 4/10/19

REVIEWED BY: C. SMITH

DATE:

PLAN---STA 20+00 TO 30+00

SHEET NO.


8 OF 23




PLAN

NOT TO SCALE

LEGEND

 FULL DEPTH RECLAMATION
(SEE TYPICAL SECTION, SHEET 2)

 2" OVERLAY
(SEE TYPICAL SECTION, SHEET 2)

 DRIVEWAY APPROACH
(SEE DETAILS, SHEET 4)



DESCHUTES COUNTY ROAD DEPARTMENT

61150 S.E. 27TH STREET
BEND, OR, 97702

PHONE: 541-388-6581

FAX: 541-388-2719

PAVING OF WARD RD: US 20 TO STEVENS RD

DRAFTER: R. PINKSTON

DATE: 4/10/19

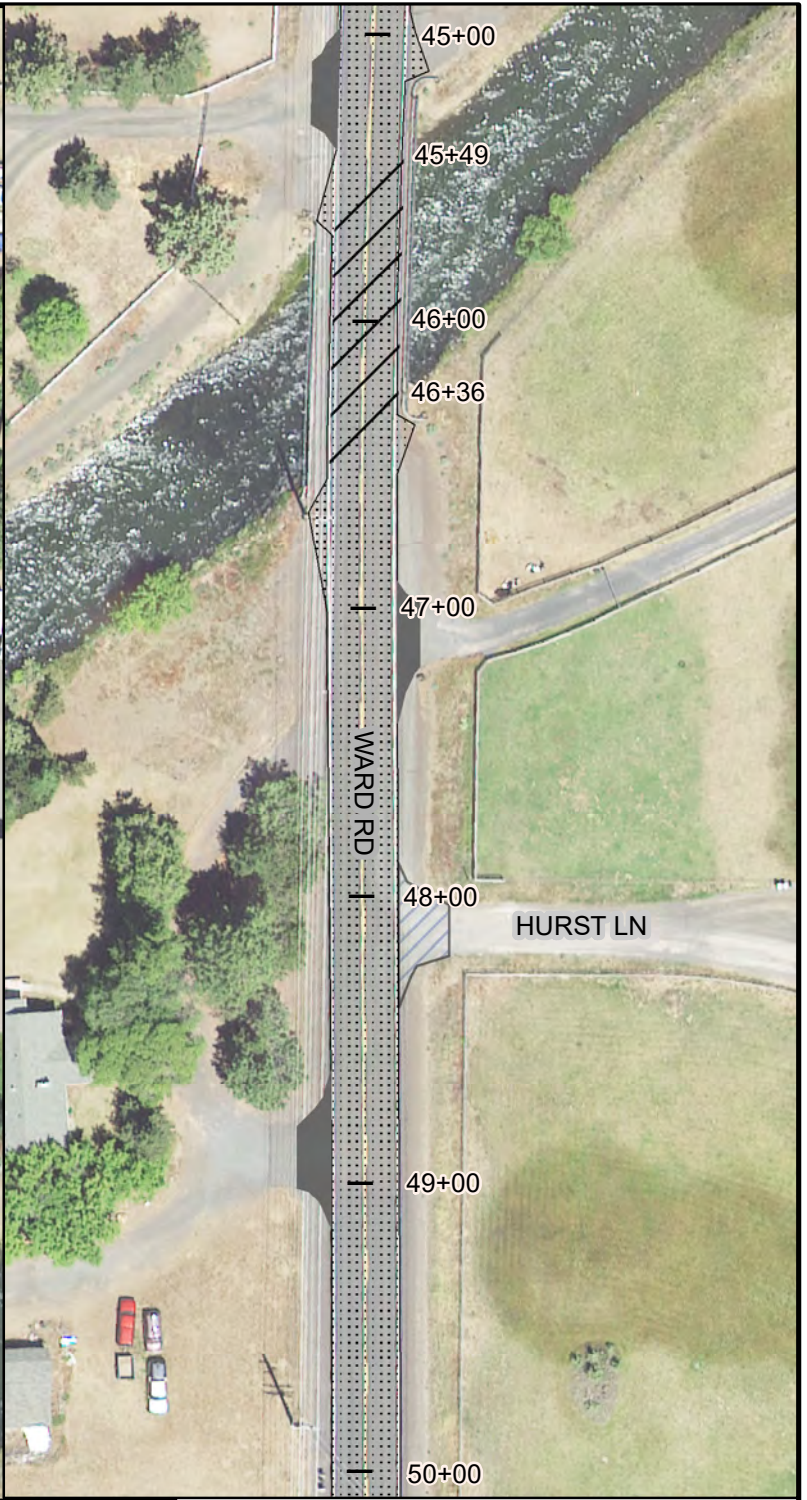
REVIEWED BY: C. SMITH

DATE:

PLAN---STA 30+00 TO 40+00

SHEET NO.


9 OF 23





PLAN


NOT TO SCALE

LEGEND

 FULL DEPTH RECLAMATION
(SEE TYPICAL SECTION, SHEET 2)

 BRIDGE DECK PAVING
(SEE TYPICAL SECTION, SHEET 2 and DETAILS, SHEET 5)

 INTERSECTION APPROACH
(SEE DETAILS, SHEET 4)

 DRIVEWAY APPROACH
(SEE DETAILS, SHEET 4)



DESCHUTES COUNTY ROAD DEPARTMENT

61150 S.E. 27TH STREET
BEND, OR, 97702

PHONE: 541-388-6581

FAX: 541-388-2719

PAVING OF WARD RD: US 20 TO STEVENS RD

DRAFTER: R. PINKSTON

DATE: 4/10/19

REVIEWED BY: C. SMITH

DATE:

PLAN---STA 40+00 TO 50+00




SHEET NO.

10 OF 23



PLAN
NOT TO SCALE

LEGEND

-  FULL DEPTH RECLAMATION
(SEE TYPICAL SECTION, SHEET 2)
-  INTERSECTION APPROACH
(SEE DETAILS, SHEET 4)
-  DRIVEWAY APPROACH
(SEE DETAILS, SHEET 4)




DESCHUTES COUNTY ROAD DEPARTMENT
61150 S.E. 27TH STREET
BEND, OR, 97702
PHONE: 541-388-6581 FAX: 541-388-2719

PAVING OF WARD RD: US 20 TO STEVENS RD

DRAFTER: R. PINKSTON DATE: 4/10/19
REVIEWED BY: C. SMITH DATE:


PLAN---STA 50+00 TO 60+00


SHEET NO.
11 OF 23



PLAN
NOT TO SCALE

LEGEND

 FULL DEPTH RECLAMATION
(SEE TYPICAL SECTION, SHEET 2)

 DRIVEWAY APPROACH
(SEE DETAILS, SHEET 4)



DESCHUTES COUNTY ROAD DEPARTMENT

61150 S.E. 27TH STREET
BEND, OR, 97702

PHONE: 541-388-6581

FAX: 541-388-2719

PAVING OF WARD RD: US 20 TO STEVENS RD

DRAFTER: R. PINKSTON

DATE: 4/10/19

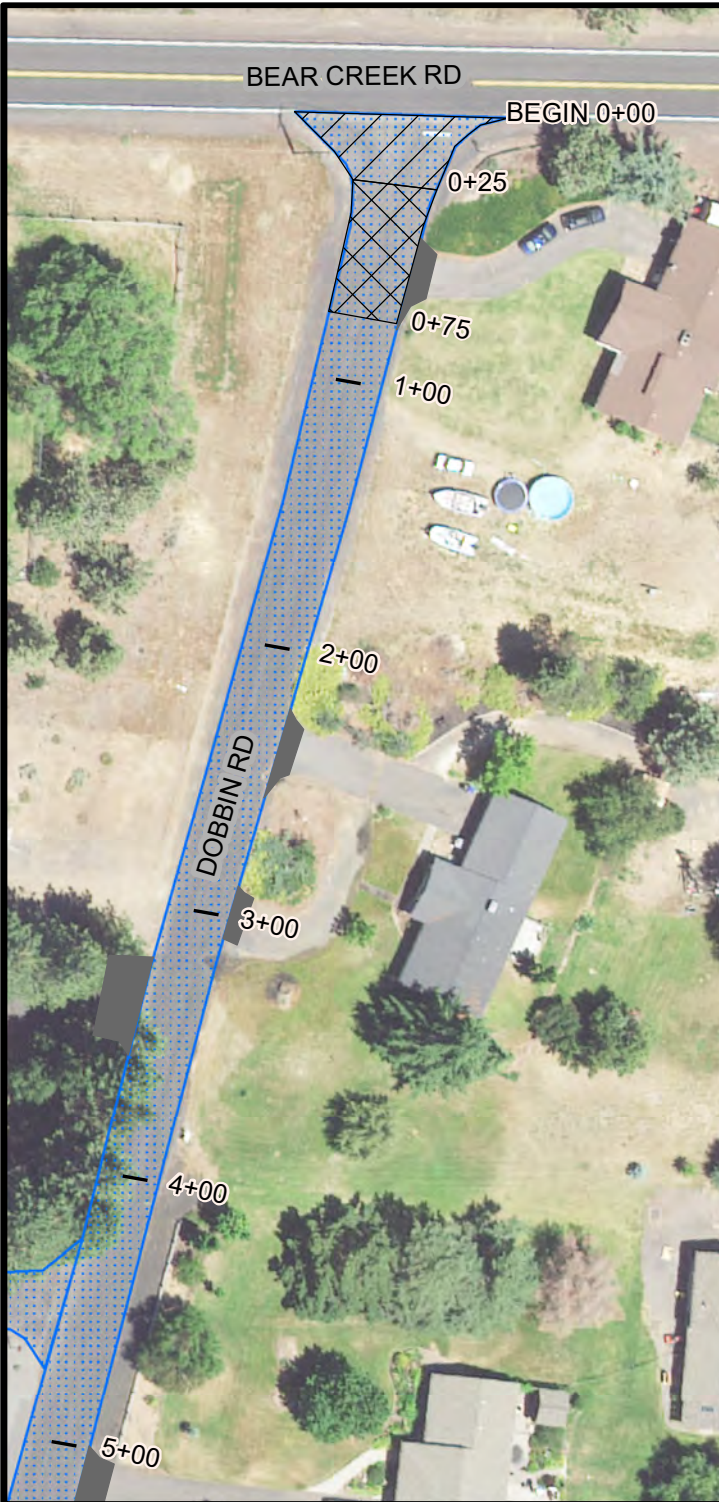
REVIEWED BY: C. SMITH

DATE:

PLAN---STA 60+00 TO END

SHEET NO.


12 OF 23





PLAN


NOT TO SCALE

LEGEND

 2" OVERLAY
(SEE TYPICAL SECTION, SHEET 2)

 2" COLD PLANE REMOVAL
(SEE DETAILS, SHEET 4)

 0"-2" COLD PLANE REMOVAL
(SEE DETAILS, SHEET 4)

 DRIVEWAY APPROACH
(SEE DETAILS, SHEET 4)



DESCHUTES COUNTY ROAD DEPARTMENT

61150 S.E. 27TH STREET
BEND, OR, 97702

PHONE: 541-388-6581

FAX: 541-388-2719

PAVING OF DOBBIN RD: BEAR CREEK TO WARD RD

DRAFTER: R. PINKSTON

DATE: 4/10/19

REVIEWED BY: C. SMITH

DATE:

PLAN---STA 0+00 TO 10+00

SHEET NO.

13 OF 23



PLAN
NOT TO SCALE

 **DESCHUTES COUNTY ROAD DEPARTMENT**
61150 S.E. 27TH STREET
BEND, OR, 97702
PHONE: 541-388-6581 FAX: 541-388-2719


PAVING OF DOBBIN RD: BEAR CREEK TO WARD RD


DRAFTER: R. PINKSTON DATE: 4/10/19
REVIEWED BY: C. SMITH DATE:

PLAN---STA 10+00 TO 17+00

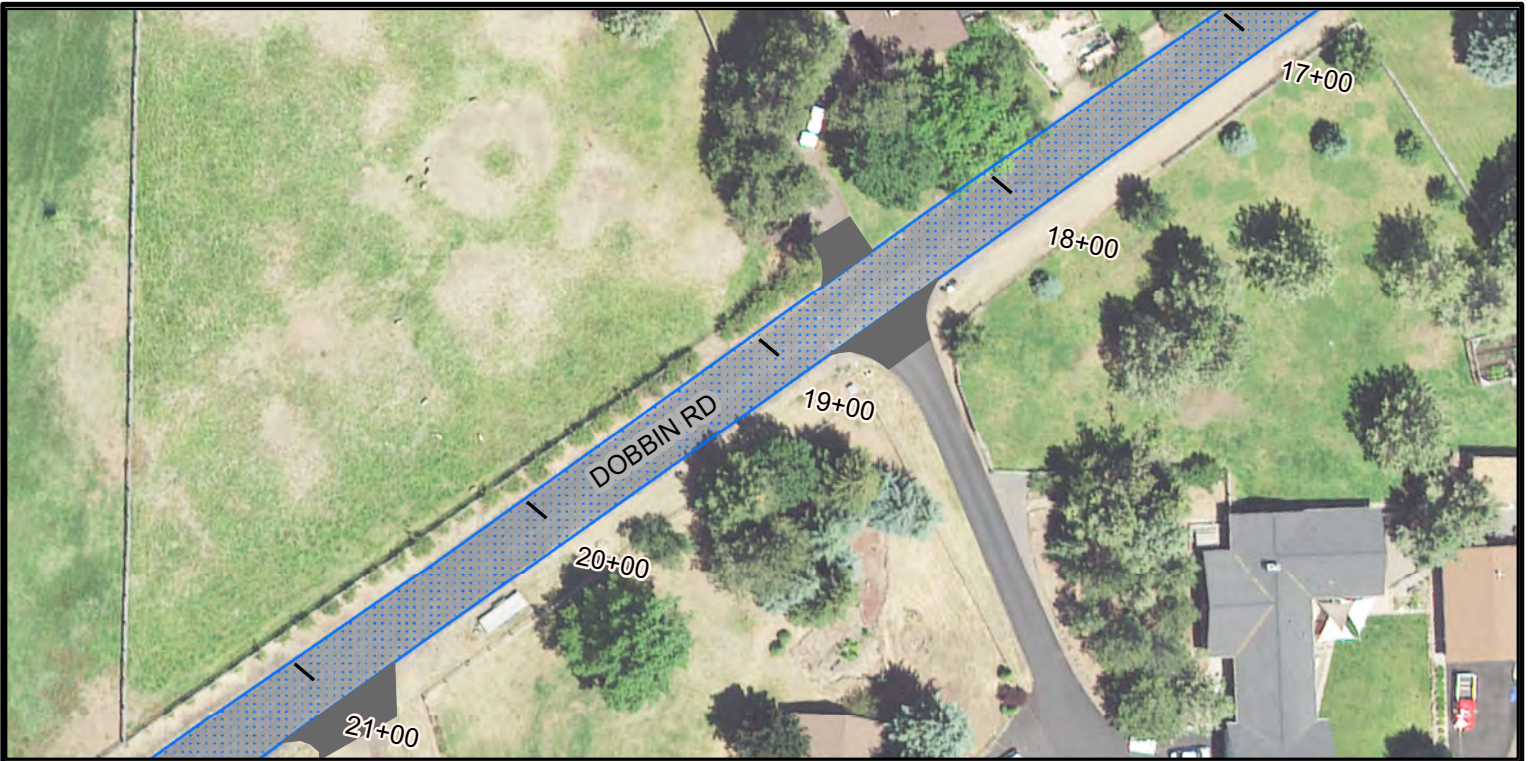
SHEET NO.
14 OF 23

LEGEND

 2" OVERLAY
(SEE TYPICAL SECTION, SHEET 2)

 DRIVEWAY APPROACH
(SEE DETAILS, SHEET 4)





PLAN
NOT TO SCALE



DESCHUTES COUNTY ROAD DEPARTMENT

61150 S.E. 27TH STREET
BEND, OR, 97702

PHONE: 541-388-6581

FAX: 541-388-2719

PAVING OF DOBBIN RD: BEAR CREEK TO WARD RD


DRAFTER: R. PINKSTON


DATE: 4/10/19

REVIEWED BY: C. SMITH

DATE:

LEGEND

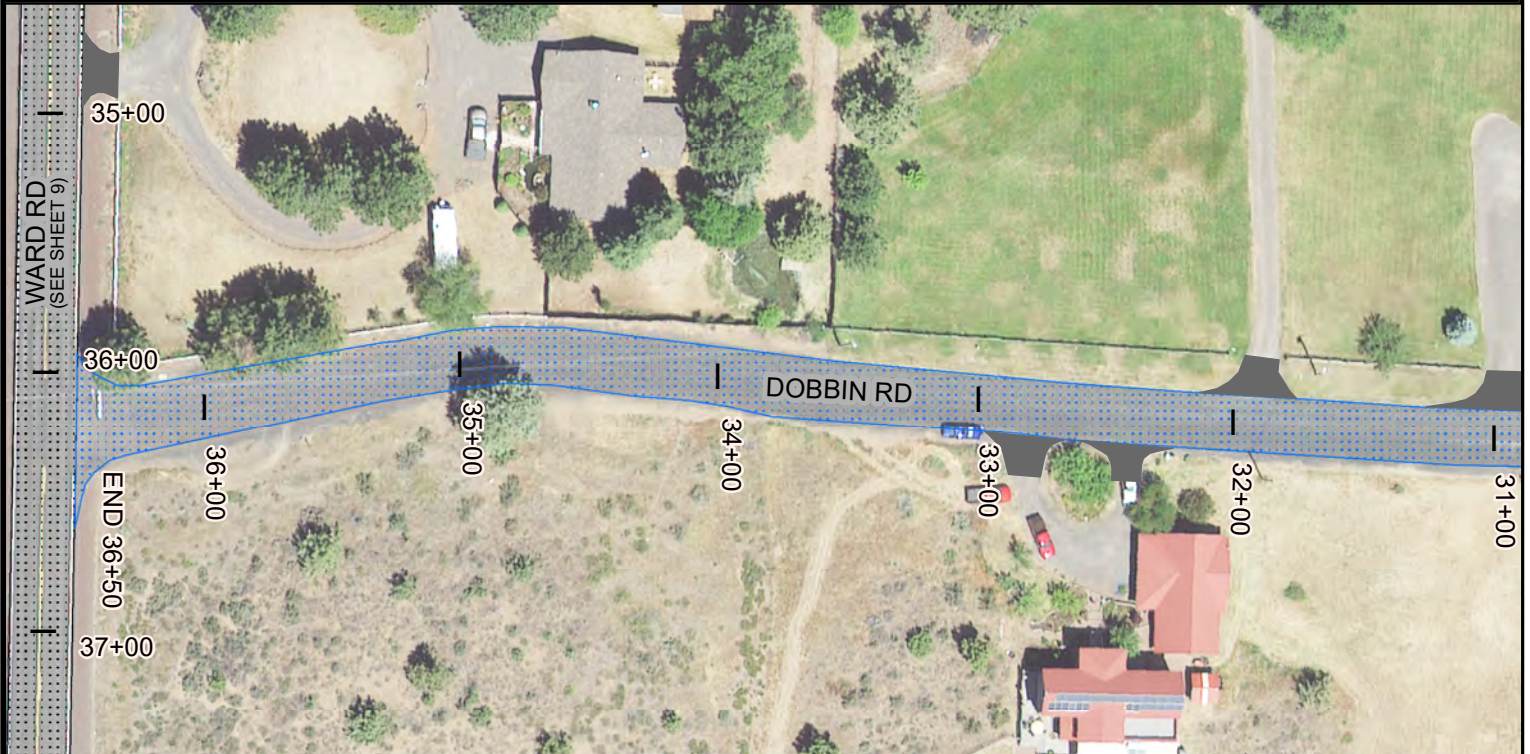
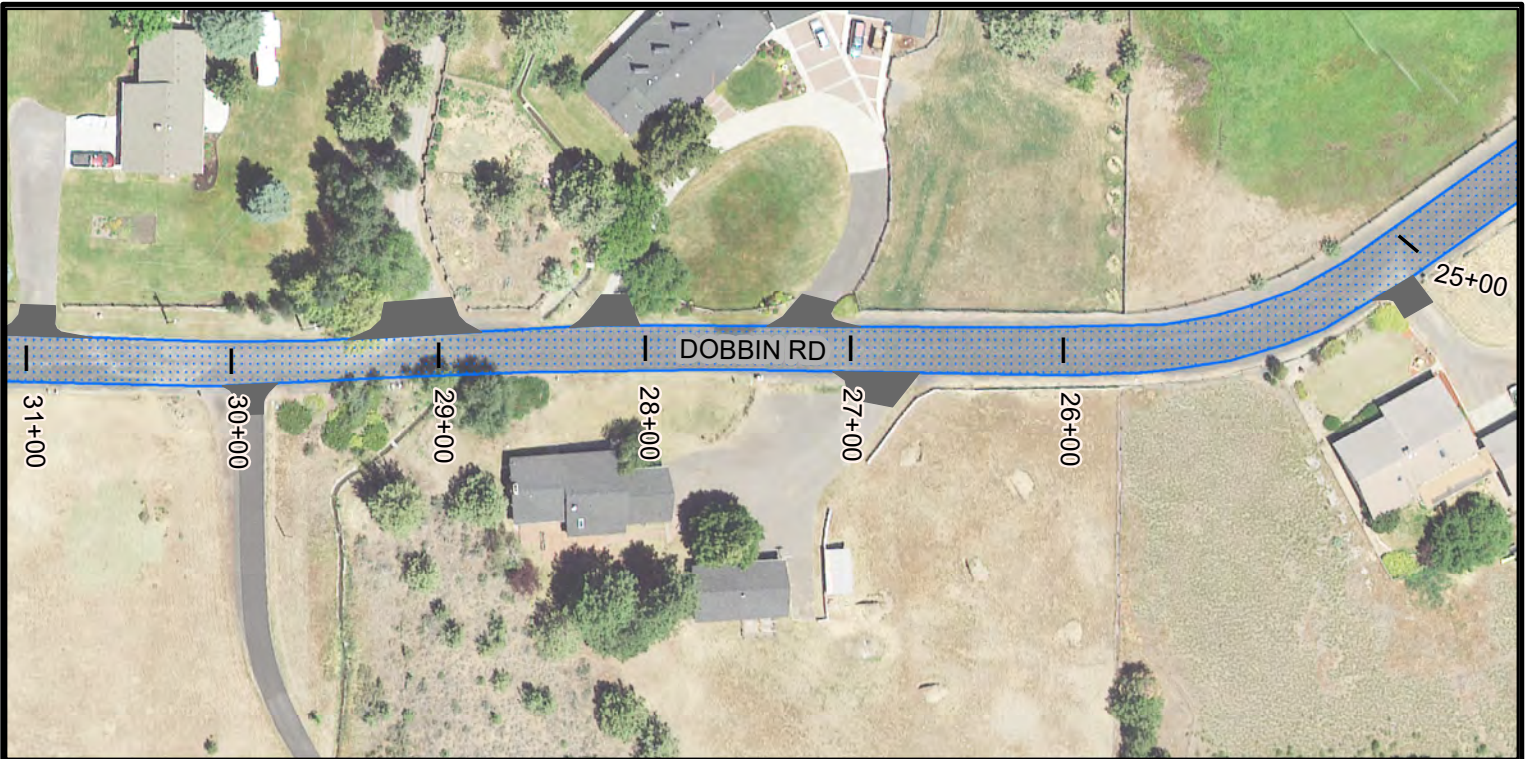
 2" OVERLAY
(SEE TYPICAL SECTION, SHEET 2)

 DRIVEWAY APPROACH
(SEE DETAILS, SHEET 4)




PLAN---STA 17+00 TO 25+00


SHEET NO.
15 OF 23




PLAN
NOT TO SCALE

LEGEND

 2" OVERLAY
(SEE TYPICAL SECTION, SHEET 2)

 FULL DEPTH RECLAMATION
(SEE TYPICAL SECTION, SHEET 2)

 DRIVEWAY APPROACH
(SEE DETAILS, SHEET 4)



DESCHUTES COUNTY ROAD DEPARTMENT

61150 S.E. 27TH STREET
BEND, OR, 97702

PHONE: 541-388-6581

FAX: 541-388-2719

PAVING OF DOBBIN RD: BEAR CREEK TO WARD RD

DRAFTER: R. PINKSTON


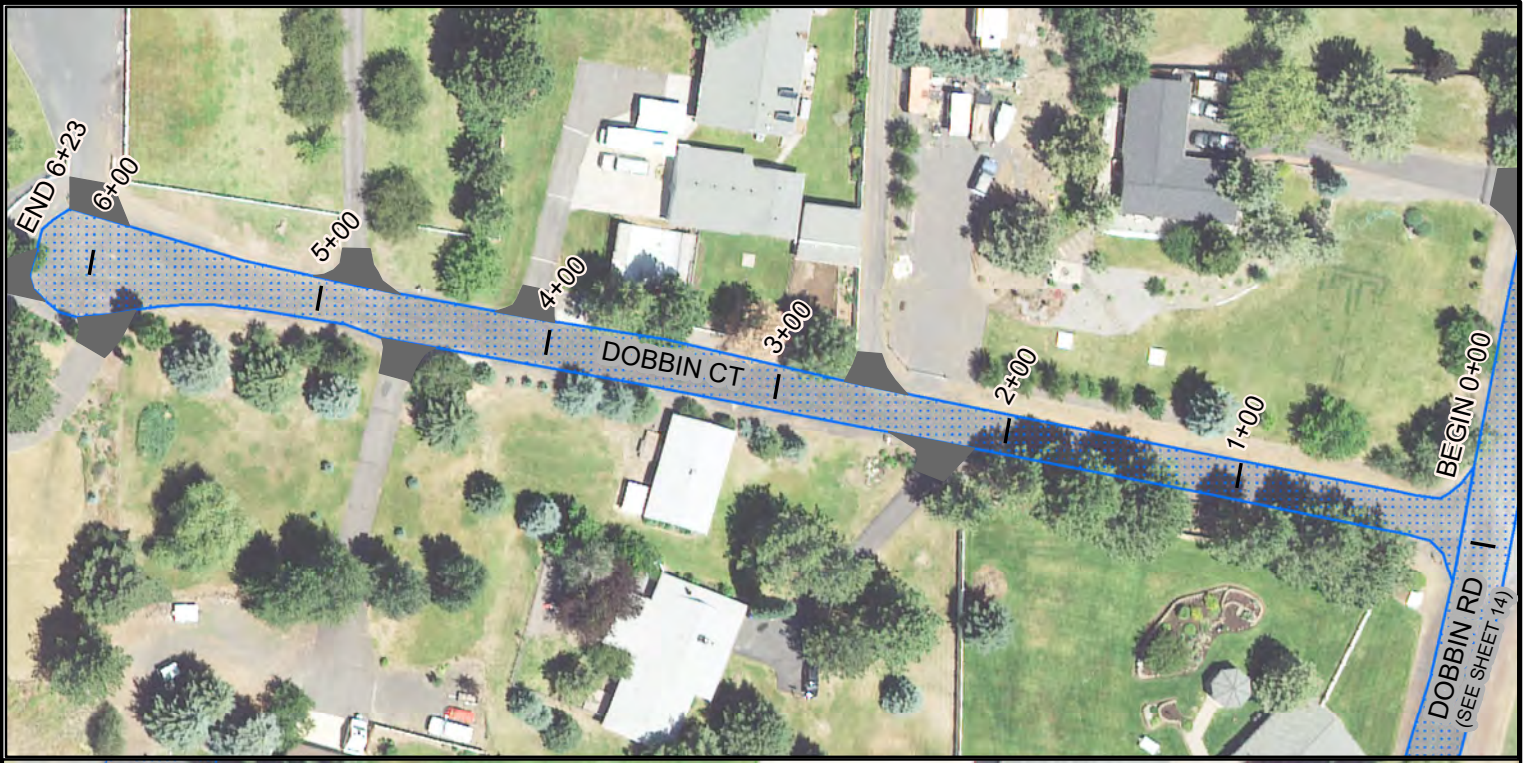
DATE: 4/10/19

REVIEWED BY: C. SMITH

DATE:

PLAN---STA 25+00 TO END

SHEET NO.
16 OF 23



PLAN
NOT TO SCALE



DESCHUTES COUNTY ROAD DEPARTMENT

61150 S.E. 27TH STREET
BEND, OR, 97702

PHONE: 541-388-6581

FAX: 541-388-2719

PAVING OF DOBBIN CT AND MARE CT

DRAFTER: R. PINKSTON

DATE: 4/10/19

REVIEWED BY: C. SMITH


DATE:


PLAN---STA 0+00 TO END

SHEET NO.

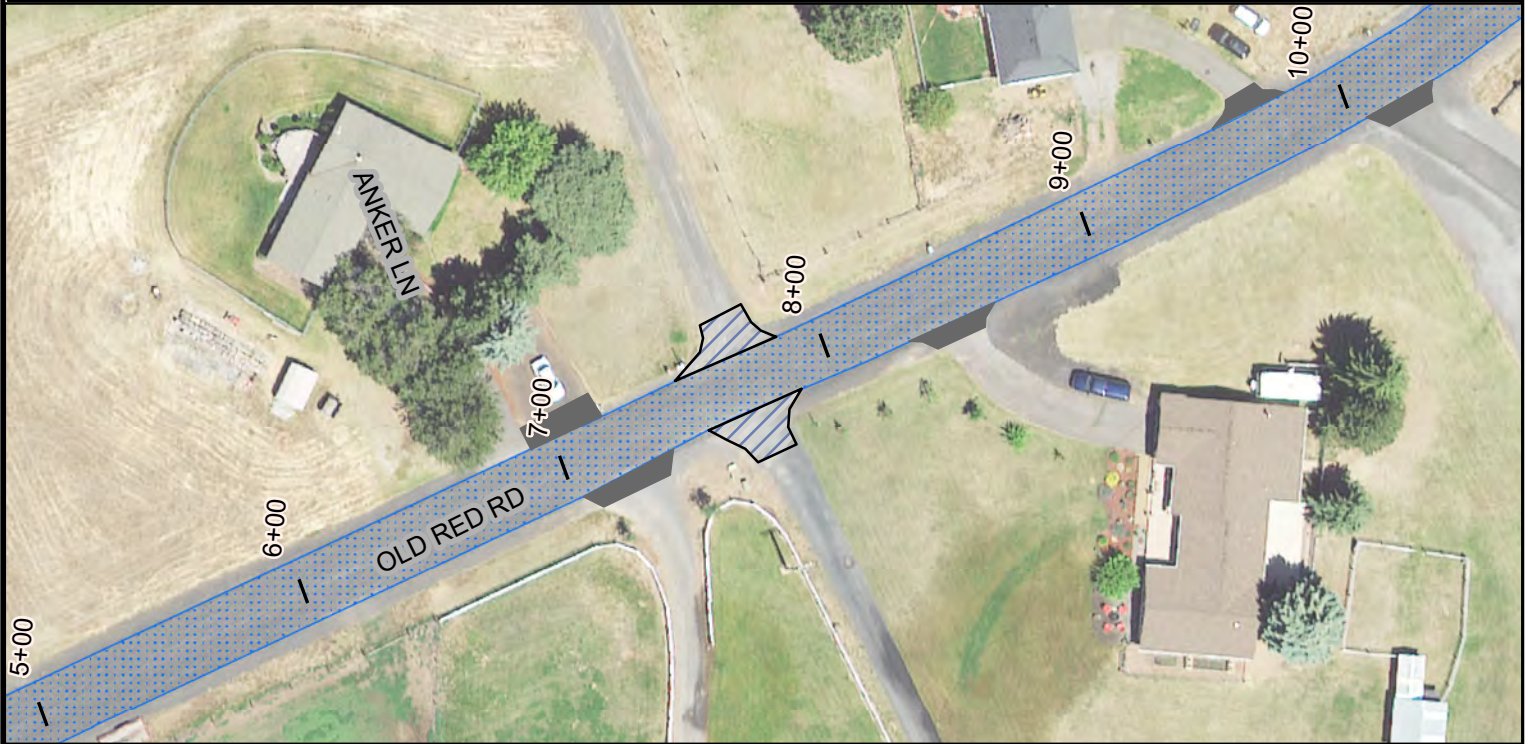
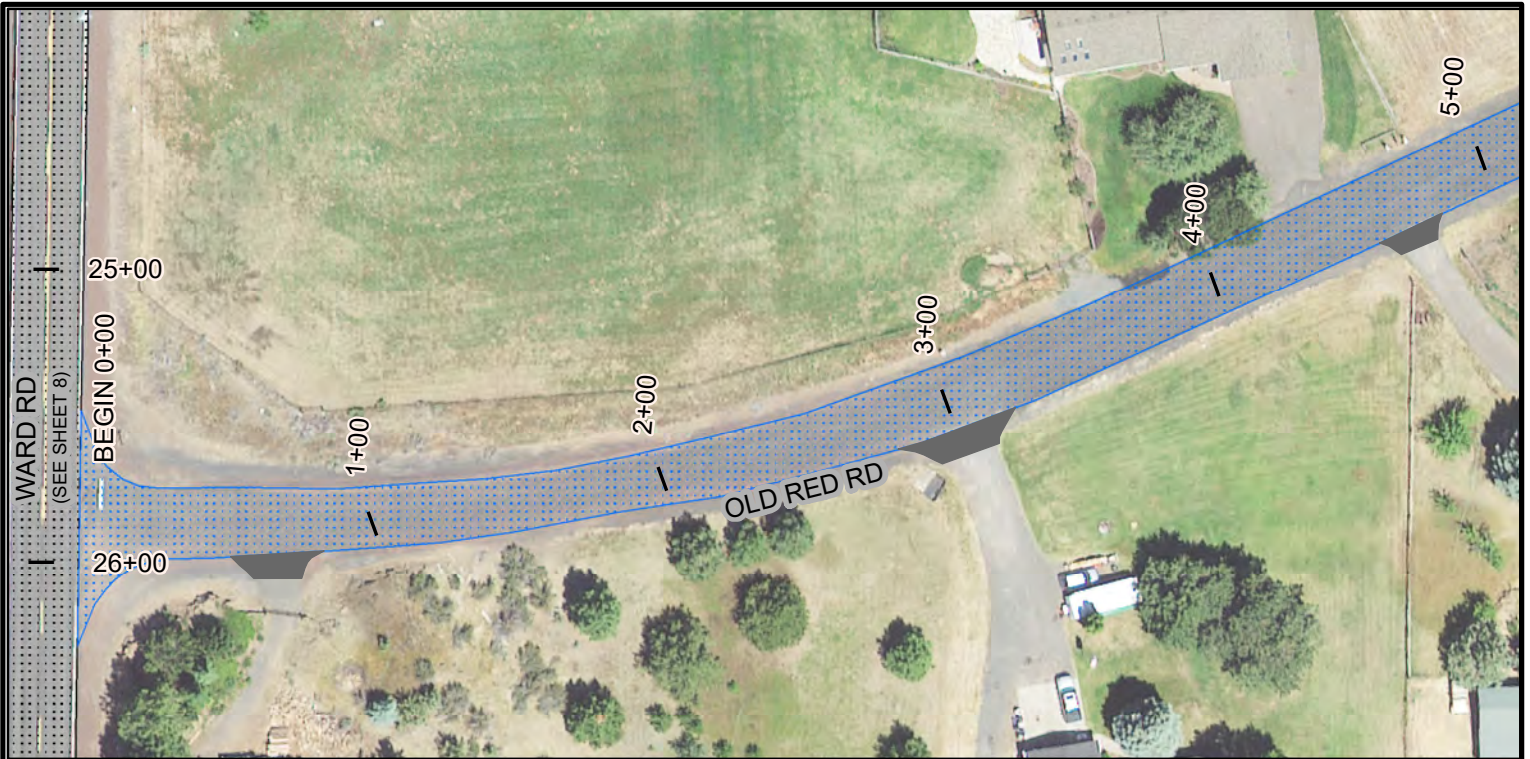
17 OF 23

LEGEND

 2" OVERLAY
(SEE TYPICAL SECTION, SHEET 2)

 DRIVEWAY APPROACH
(SEE DETAILS, SHEET 4)









PLAN

NOT TO SCALE

LEGEND

-  FULL DEPTH RECLAMATION
(SEE TYPICAL SECTION, SHEET 2)
-  INTERSECTION APPROACH
(SEE DETAILS, SHEET 4)
-  2" OVERLAY
(SEE TYPICAL SECTION, SHEET 2)
-  DRIVEWAY APPROACH
(SEE DETAILS, SHEET 4)



DESCHUTES COUNTY ROAD DEPARTMENT

61150 S.E. 27TH STREET
BEND, OR, 97702

PHONE: 541-388-6581

FAX: 541-388-2719

PAVING OF OLD RED RD: WARD RD TO DOBBIN RD

DRAFTER: R. PINKSTON


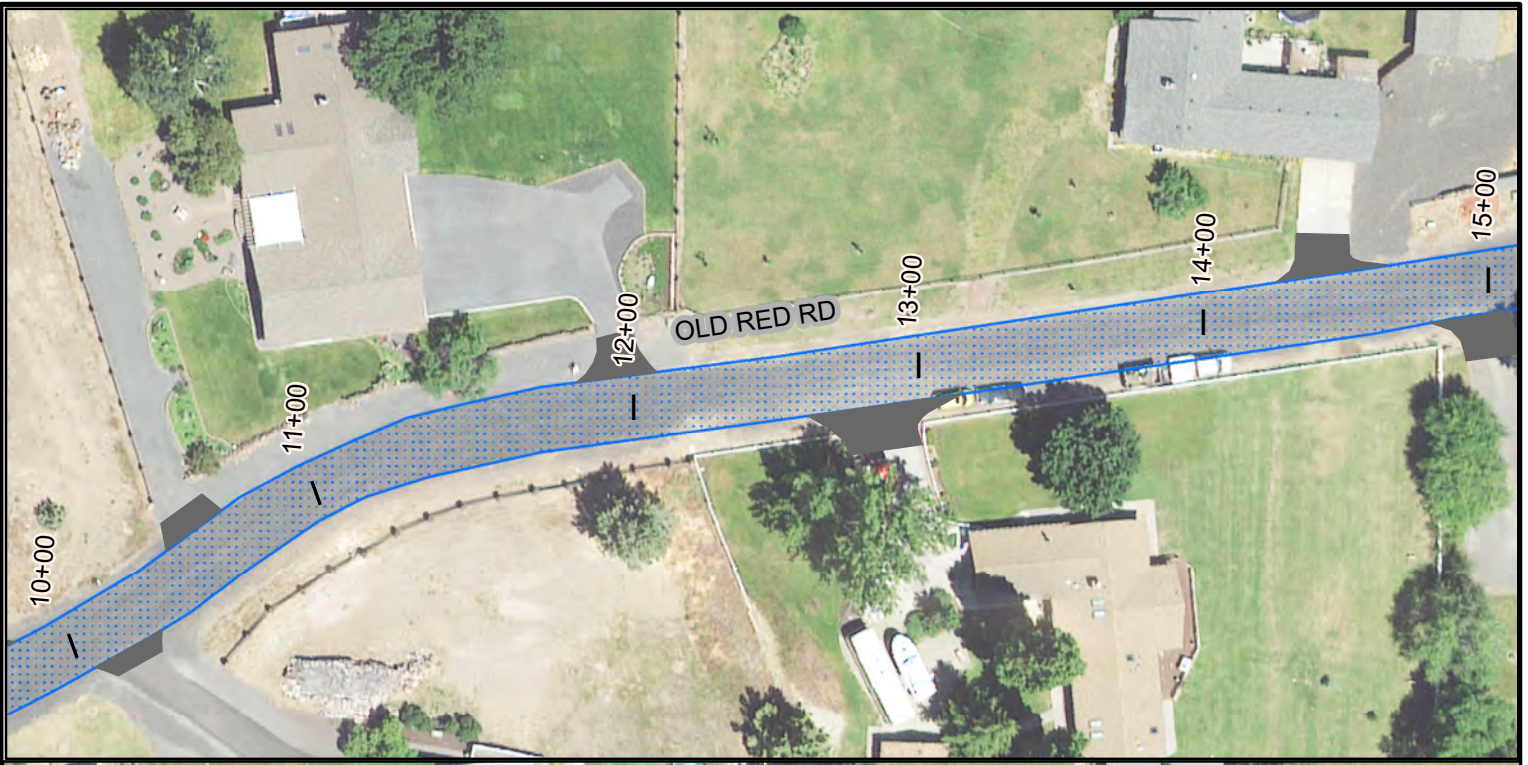
DATE: 4/10/19

REVIEWED BY: C. SMITH

DATE:

PLAN---STA 0+00 TO 10+00

SHEET NO.
18 OF 23



PLAN
NOT TO SCALE



DESCHUTES COUNTY ROAD DEPARTMENT
61150 S.E. 27TH STREET
BEND, OR, 97702

PHONE: 541-388-6581 FAX: 541-388-2719

PAVING OF OLD RED RD: WARD RD TO DOBBIN RD

DRAFTER: R. PINKSTON

DATE: 4/10/19


REVIEWED BY: C. SMITH


DATE:

PLAN---STA 10+00 TO 20+00

SHEET NO.
19 OF 23

LEGEND

 2" OVERLAY
(SEE TYPICAL SECTION, SHEET 2)

 DRIVEWAY APPROACH
(SEE DETAILS, SHEET 4)





PLAN
NOT TO SCALE



DESCHUTES COUNTY ROAD DEPARTMENT
61150 S.E. 27TH STREET
BEND, OR, 97702

PHONE: 541-388-6581 FAX: 541-388-2719

PAVING OF OLD RED RD: WARD RD TO DOBBIN RD


DRAFTER: R. PINKSTON DATE: 4/10/19


REVIEWED BY: C. SMITH DATE:

PLAN---STA 20+00 TO END

SHEET NO.
20 OF 23

LEGEND

 2" OVERLAY
(SEE TYPICAL SECTION, SHEET 2)






 DRIVEWAY APPROACH
(SEE DETAILS, SHEET 4)



PLAN

NOT TO SCALE

LEGEND

-  FULL DEPTH RECLAMATION
(SEE TYPICAL SECTION, SHEET 2)
-  2" OVERLAY
(SEE TYPICAL SECTION, SHEET 2)
-  2" COLD PLANE REMOVAL
(SEE DETAILS, SHEET 4)
-  0"-2" COLD PLANE REMOVAL
(SEE DETAILS, SHEET 4)
-  DRIVEWAY APPROACH
(SEE DETAILS, SHEET 4)



DESCHUTES COUNTY ROAD DEPARTMENT

61150 S.E. 27TH STREET
BEND, OR, 97702

PHONE: 541-388-6581

FAX: 541-388-2719

PAVING OF BRONCO LN: BEAR CREEK RD TO END

DRAFTER: R. PINKSTON

DATE: 4/10/19

REVIEWED BY: C. SMITH

DATE:





PLAN---STA 0+00 TO END

SHEET NO.
21 OF 23



PLAN
NOT TO SCALE

LEGEND

-  2" OVERLAY
(SEE TYPICAL SECTION, SHEET 2)
-  2" COLD PLANE REMOVAL
(SEE DETAILS, SHEET 4)
-  0"-2" COLD PLANE REMOVAL
(SEE DETAILS, SHEET 4)
-  DRIVEWAY APPROACH
(SEE DETAILS, SHEET 4)



DESCHUTES COUNTY ROAD DEPARTMENT

61150 S.E. 27TH STREET
BEND, OR, 97702

PHONE: 541-388-6581

FAX: 541-388-2719

PAVING OF STUD CT: BEAR CREEK RD TO END

DRAFTER: R. PINKSTON

DATE: 4/10/19

REVIEWED BY: C. SMITH

DATE:

PLAN---STA 0+00 TO END





SHEET NO.
22 OF 23



PLAN

NOT TO SCALE

LEGEND

-  2" OVERLAY
(SEE TYPICAL SECTION, SHEET 2)
-  2" COLD PLANE REMOVAL
(SEE DETAILS, SHEET 4)
-  0"-2" COLD PLANE REMOVAL
(SEE DETAILS, SHEET 4)
-  DRIVEWAY APPROACH
(SEE DETAILS, SHEET 4)



DESCHUTES COUNTY ROAD DEPARTMENT

61150 S.E. 27TH STREET
BEND, OR, 97702

PHONE: 541-388-6581

FAX: 541-388-2719

PAVING OF FILLY CT: STUD CT TO END

DRAFTER: R. PINKSTON

DATE: 4/10/19

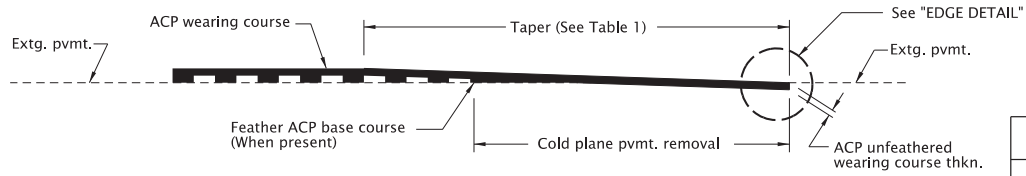
REVIEWED BY: C. SMITH

DATE:

PLAN---STA 0+00 TO END

SHEET NO.
23 OF 23

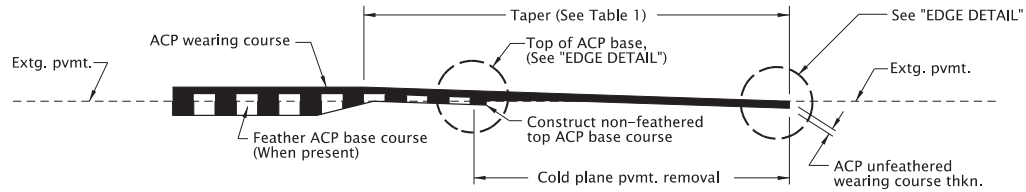
rd610.dgn 25-JUL-2017



METHOD A *

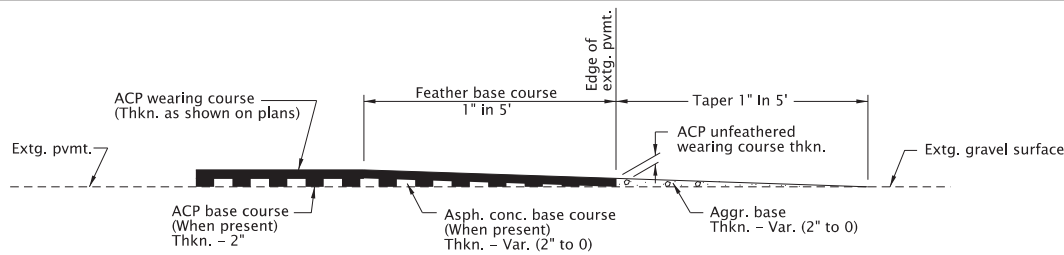
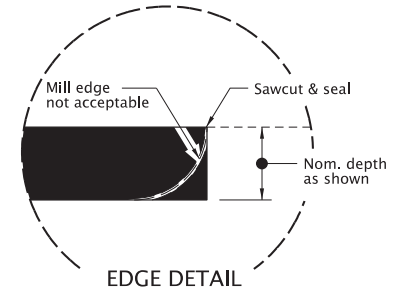
* See project plans for method.

TABLE 1 TAPER LENGTHS	
Posted Speed	Taper Length
< 45 mph	1" per 50'
≥ 45 mph	1" per 100'

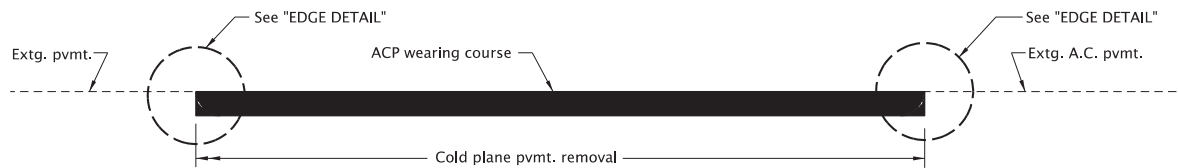


METHOD B *

**ACP PAVEMENT MATCH AT PROJECT ENDS
OR BRIDGE ENDS WHEN NOT OVERLAYING THE BRIDGE**



**METHOD OF FEATHERING ACP PAVEMENT
AT GRAVEL APPROACHES**



**METHOD OF MATCHING EXTG. ACP INLAY SURFACING
(Inlay to extg. asphalt conc. pvmt.)**

CALC. BOOK NO. N/A BASELINE REPORT DATE 25-JUL-2017

NOTE: All material and workmanship shall be in accordance with the current Oregon Standard Specifications

OREGON STANDARD DRAWINGS

2018

DATE	REVISION DESCRIPTION

The selection and use of this Standard Drawing, while designed in accordance with generally accepted engineering principles and practices, is the sole responsibility of the user and should not be used without consulting a Registered Professional Engineer.

RD610

tm800.dgn 01-JAN-2019

TAPER TYPES & FORMULAS	
TAPER	FORMULA
Merging (Lane Closure)	"L"
Shifting	"L"/2 or 1/2"L"
Shoulder Closure	"L"/3 or 1/3"L"
Flagging (See Drg. TM850)	50' - 100'
Downstream (Termination)	Varies (See Drawings)

★ Use Pre-Construction Posted Speed to select the Speed from the Tables below:

CONCRETE BARRIER FLARE RATE TABLE	
★ SPEED (mph)	MINIMUM FLARE RATE
≤ 30	8:1
35	9:1
40	10:1
45	12:1
50	14:1
55	16:1
60	18:1
65	19:1
70	20:1

MINIMUM LENGTHS TABLE					
"L" VALUE FOR TAPERS (ft)					BUFFER "B" (ft)
★ SPEED (mph)	W = Lane or Shoulder Width being closed or shifted				
	W ≤ 10	W = 12	W = 14	W = 16	
25	105	125	145	165	75
30	150	180	210	240	100
35	205	245	285	325	125
40	265	320	375	430	150
45	450	540	630	720	180
50	500	600	700	800	210
55	550	660	770	880	250
60	600	720	840	960	285
65	650	780	910	1000	325
70	700	840	980	1000	365
FREEWAYS					
55	1000	1000	1000	1000	250
60	1000	1000	1000	1000	285
65	1000	1000	1000	1000	325
70	1000	1000	1000	1000	365

NOTES:

- For Lane closures where W < 10', use "L" value for W = 10'.
- For Shoulder closures where W < 10', use "L" value for W = 10' or calculate "L" using formula, for Speeds ≥ 45: L = WS, Speeds < 45: L = S²W/60, S = Speed, W=Width

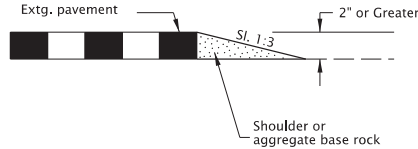
TRAFFIC CONTROL DEVICES (TCD) SPACING TABLE				
★ SPEED (mph)	Sign Spacing (ft)			Max. Channelizing Device Spacing (ft)
	A	B	C	
20 - 30	100	100	100	20
35 - 40	350	350	350	20
45 - 55	500	500	500	40
60 - 70	700	700	700	40
Freeway	1000	1500	2640	40

NOTES:

- Place traffic control devices on 10 ft. spacing for intersection and access radii.
- When necessary, sign spacing may be adjusted to fit site conditions.
- Limit spacing adjustments to 30% of the "A" dimension for all speeds.

NOTES:

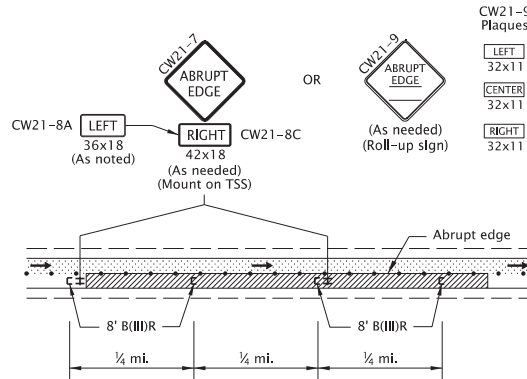
- When paved shoulders adjacent to excavations are less than four feet wide protect longitudinal abrupt edge as shown.
- Use aggregate wedge when abrupt edge is 2 inches or greater.



EXCAVATION ABRUPT EDGE

NOTES:

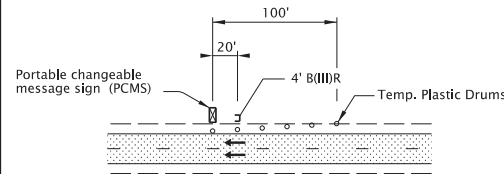
- Abrupt edges may be created by paving, operations, excavations or other roadway work. Use abrupt edge signing for longitudinal abrupt edges of 1 inch or greater.
- If the excavation is located on left side of traffic, replace the 8' B(III)R barricades with 8' B(III)L barricades and replace the "RIGHT" (CW21-8C) riders with "LEFT" (CW21-8A) riders.
- Continue signing and other traffic control devices throughout excavation area at spacings shown.
- If roll-up signs are used, attach the correct (CW21-9) plaques to the sign face using hook and loop fasteners. Place roll-up signs in advance of barricades.



TYPICAL ABRUPT EDGE DELINEATION

NOTES:

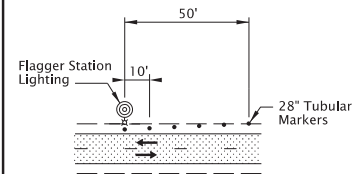
- Install PCMS beyond the outside shoulder, when possible.
- Use the appropriate type of barricade panels for PCMS location. Right shoulder, use Type B(III)R. Left shoulder, use Type B(III)L.
- Use six drums in shoulder taper on 20' spacing. The drums and barricade may be omitted when PCMS is placed behind a roadside barrier.
- Detail as shown is used for trailered and non-crashworthy components of:
 - Portable Traffic Signals
 - Smart Work Zone Systems



PORTABLE CHANGEABLE MESSAGE SIGN (PCMS) INSTALLATION

NOTES:

- Install Flagger Station Lighting beyond the outside shoulder, where practical.
- Use six tubular markers in shoulder taper on 10' spacing.
- Place cart / generator / power supply off of the shoulder, as far as practical.



FLAGGER STATION LIGHTING DELINEATION

GENERAL NOTES FOR ALL TCP DRAWINGS:

- Signs and other Traffic Control Devices (TCD) shown are the minimum required.
- Place a barricade approx. 20' ahead of all sequential arrow boards.
- Arrows shown in roadway are directional arrows to indicate traffic movements.
- All signs are 48" x 48" unless otherwise shown. Use fluorescent orange sheeting for the background of all temporary warning signs.
- All diamond shaped warning signs mounted on barrier sign supports shall be 36" by 36". All other signs mounted on barrier sign supports shall not exceed 12 sq. ft. in total sign area.
- Low speed highways have a pre-construction posted speed of 40 mph or less. High speed highways have a pre-construction posted speed of > 40 mph.
- Do not locate sign supports in locations designated for bicycle or pedestrian traffic.
- Combine drawing details to complete temporary traffic control for each work activity.
- To be accompanied by Drg. Nos. TM820 & TM821.

- Temp. Plastic Drums See TCD Spacing Table for max. spacing.
- 28" Tubular Markers See TCD Spacing Table for max. spacing.
- UNDER TRAFFIC
- UNDER CONSTRUCTION

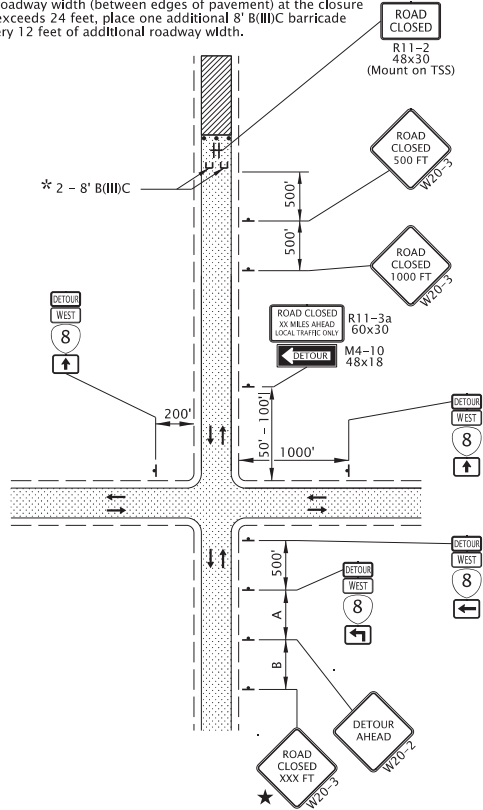
CALC. BOOK NO. <u>TM09-01</u>	BASELINE REPORT DATE <u>01-JAN-2019</u>
NOTE: All material and workmanship shall be in accordance with the current Oregon Standard Specifications	
OREGON STANDARD DRAWINGS	
TABLES, ABRUPT EDGE AND PCMS DETAILS	
2018	
DATE	REVISION DESCRIPTION

The selection and use of this Standard Drawing, while designed in accordance with generally accepted engineering principles and practices, is the sole responsibility of the user and should not be used without consulting a Registered Professional Engineer.

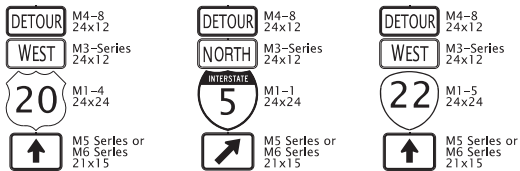
008MWL

NOTES:
If closure point is less than 1500 ft. from nearest intersection, use a "ROAD CLOSED TO THRU TRAFFIC" (R11-4) sign in place of the "ROAD CLOSED XX MILES AHEAD" sign.

* If the roadway width (between edges of pavement) at the closure point exceeds 24 feet, place one additional 8' B(III)C barricade for every 12 feet of additional roadway width.

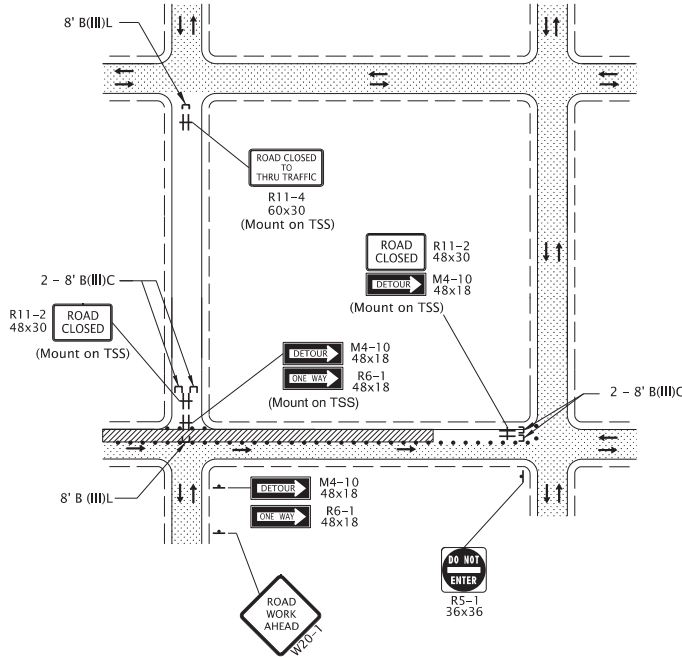


TYPICAL ROAD CLOSURE WITH DETOUR



TYPICAL TRAILBLAZER ASSEMBLY

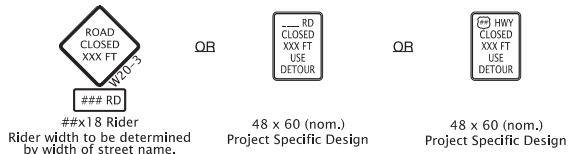
NOTE:
When detour routes overlap, each Route Shield will include a separate cardinal direction, detour, and directional arrow auxiliary sign assembly.



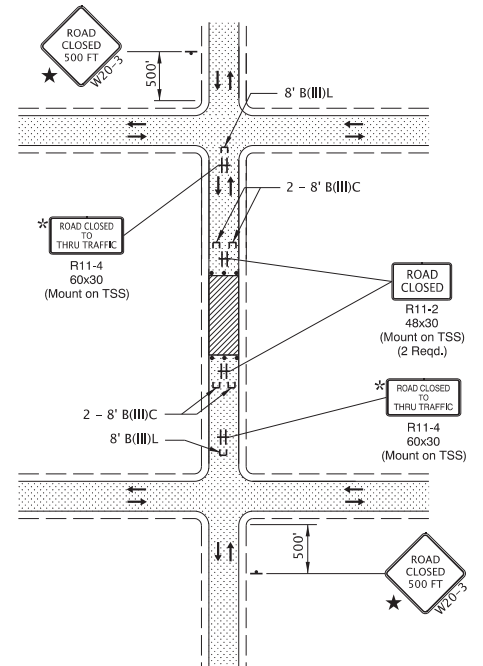
TYPICAL PARTIAL ROAD CLOSURE

GENERAL NOTES FOR ALL DETAILS:

* A "Street Name" rider may be used to enhance Road Closure signing; or provide a project specific design; or, as shown in the traffic control plan.



- Use a minimum of two Type III barricades for a road closure. For roads $\geq 36'$ wide between curbs or edge of pavement, use a minimum of three Type III barricades for the closure point.
 - For full road closures, the C or LR barricade may be used.
 - Place additional signing as directed.
 - To determine sign spacing A, B, & C, use the "TRAFFIC CONTROL DEVICES (TCD) SPACING TABLE" on Drg. TM800.
 - To be accompanied by Drg. Nos. TM820 & TM821.
- • • • • 28" Tubular Markers See TCD Spacing Table on TM800 for max. spacing.
 - [Pattern] UNDER TRAFFIC
 - [Pattern] UNDER CONSTRUCTION



TYPICAL ROAD CLOSURE

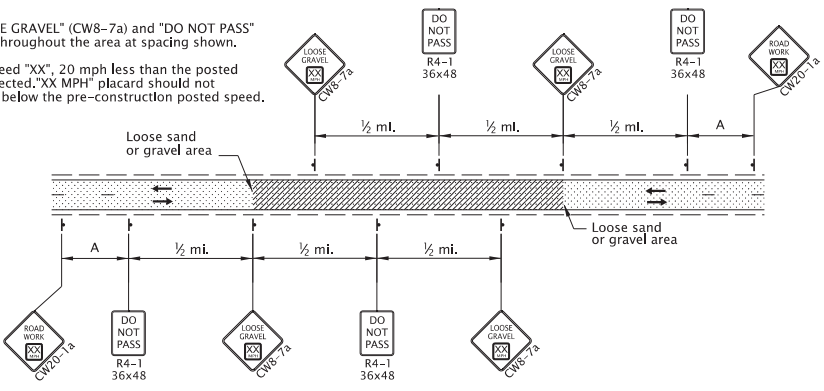
NOTE:
* If accesses exist between intersection and point of closure, install "ROAD CLOSED TO THRU TRAFFIC" sign as shown.

CALC. BOOK NO.	N/A	BASILINE REPORT DATE	01-JAN-2019
NOTE: All material and workmanship shall be in accordance with the current Oregon Standard Specifications			
OREGON STANDARD DRAWINGS			
CLOSURE DETAILS			
2018			
DATE	REVISION	DESCRIPTION	
01-2018	REVISED DRAWING		

The selection and use of this Standard Drawing, while designed in accordance with generally accepted engineering principles and practices, is the sole responsibility of the user and should not be used without consulting a Registered Professional Engineer.

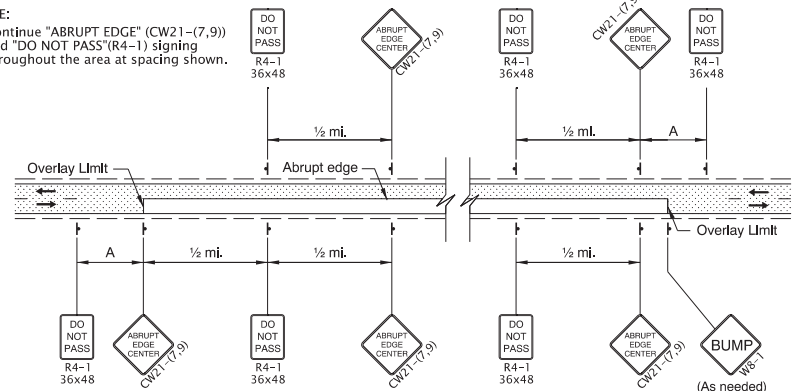
01-JAN-2019
tm850.dgn

- NOTE:
- Continue "LOOSE GRAVEL" (CW8-7a) and "DO NOT PASS" (R4-1) signing throughout the area at spacing shown.
 - Use advisory speed "XX", 20 mph less than the posted speed, or as directed. "XX MPH" placard should not exceed 20 mph below the pre-construction posted speed.



2-LANE, 2-WAY ROADWAY
LOOSE GRAVEL IN ROADWAY SIGNING

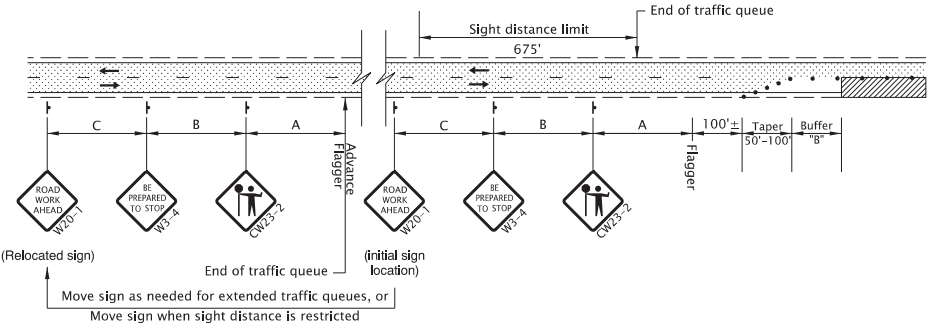
- NOTE:
- Continue "ABRUPT EDGE" (CW21-(7,9)) and "DO NOT PASS"(R4-1) signing throughout the area at spacing shown.



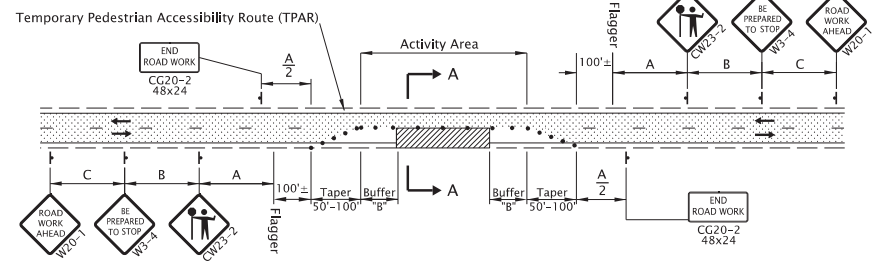
2-LANE, 2-WAY ROADWAY
OVERLAY AREA SIGNING

- NOTES:
- Place Advance Flagger and additional signing when traffic queues extend beyond initial warning signing OR when sight distance is restricted.
 - Relocate initial "ROAD WORK AHEAD" (W20-1) sign in advance of additional "BE PREPARED TO STOP" (W3-4) and Flagger Ahead (CW23-2) signs, as shown.

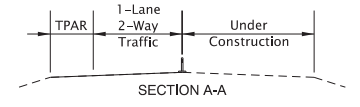
- Place additional Tubular Markers for Flagger and Advance Flagger Stations according to FLAGGER STATION DELINEATION detail.



ADVANCE FLAGGER FOR EXTENDED TRAFFIC QUEUES



- NOTE:
- When using pilot cars with flaggers to control traffic during paving operations, the Tubular Marker spacing along centerline may be increased to 200' within the Activity Area, as shown or as directed.
 - Include CR4-23 signs mounted on Type II Barricade located approx. 50' before each Flagger.
 - Coordinate and control pedestrians movements through the TPAR using Flaggers, other TCM, or as directed. When the existing shoulder is greater than or equal to 4' wide, provide a minimum of 4' of width for the TPAR.



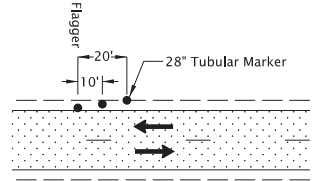
2-LANE, 2-WAY ROADWAY
ONE LANE CLOSURE

GENERAL NOTES FOR ALL DETAILS:

- The "FLAGGER" (CW23-2) symbol sign shall be used only in conjunction with the "BE PREPARED TO STOP" (W3-4) sign.
- Cover existing passing zone signing, as directed.
- Install temporary striping as required.
- To determine Taper Length ("L") and Buffer Length ("B"), use the "MINIMUM LENGTHS TABLE" shown on Drg. No. TM800.
- To determine sign spacing A, B, and C, use "TRAFFIC CONTROL DEVICES (TCD) SPACING TABLE" on Drg. No. TM800.
- Install a "BICYCLES ON ROADWAY" (CW11-1) sign in advance of the closure when a bike lane is closed, or when the shoulder is closed and bikes are expected.
- To be accompanied by Drg. Nos. TM821.

- • • • • 28" Tubular Markers on 20' max. spacing for flagger tapers and stations
 - • • 28" Tubular Markers See TCD Spacing Table on TM800 for max. spacing.
- UNDER TRAFFIC
 UNDER CONSTRUCTION
 CONSTRUCTION UNDER TRAFFIC

- NOTE:
- Use a minimum of 3 tubular markers in shoulder taper on 10' spacing for flagger station delineation.



FLAGGER STATION DELINEATION

CALC. BOOK NO.	N/A	BASELINE REPORT DATE	01-JAN-2019
NOTE: All material and workmanship shall be in accordance with the current Oregon Standard Specifications			
OREGON STANDARD DRAWINGS			
2-LANE, 2-WAY ROADWAYS			
2018			
DATE	REVISION	DESCRIPTION	
01-2018	REVISED DRAWING AND NOTES		

The selection and use of this Standard Drawing, while designed in accordance with generally accepted engineering principles and practices, is the sole responsibility of the user and should not be used without consulting a Registered Professional Engineer.

TM850